

PROFORMA FOR ANNUAL REPORT 2020 (1st January- 31st December 2020)

1. GENERAL INFORMATION ABOUT THE KVK

1.1. Name and address of KVK with phone, fax and e-mail

Address	Telephone		E mail
	Office	FAX	
K.V.K, Sipaya Farm, P.O- Sipaya, Gopalganj (Bihar) Pin: 841501			head.kvk.sipaya@rpcau.ac.in

1.2 .Name and address of host organization with phone, fax and e-mail

Address	Telephone		E mail
	Office	FAX	
Dr. Rajendra Prasad Central Agricultural University, Bihar, Pusa (Samastipur)- 848125	06274- 240226	06274-240255	vc@rpcau.ac.in

1.3. Name of Senior Scientist and Head with phone & mobile No.

Name	Telephone / Contact		
	Residence	Mobile	Email
Dr. Ramakrishna Roy		9135025137	head.kvk.sipaya@rpcau.ac.in

1.4. Year of sanction of KVK:2006

1.5. Staff Position (as on 31st Dec, 2020)

Sl. No.	Sanctioned post	Name of the incumbent	Designation	Discipline/	Pay Scale with present basic	Date of joining	Permanent/Temporary	Category (SC/ST/OBC/Others)
1	Senior Scientist & Head	Dr. Ramakrishna Roy	Sr. Scientist & Head	Animal Science	79800-199300	16.06.2015	Permanent	Others
2	Subject Matter Specialist	Shri Sanjay Kumar	SMS	Entomology	57700-144000	29.01.2018	Permanent	Others
3	Subject Matter Specialist	Vacant		Agronomy				
4	Subject Matter Specialist	Er. Naveen Kumar	SMS	Ag. Engg.	56100-177500	29.09.2018	Permanent	OBC
5	Subject Matter Specialist	Dr. Amit Visen	SMS	Horticulture	56100-177500	18.12.2018	permanent	others
6	Subject Matter Specialist	Dr. Anita Gautam	SMS	Home Sc.	56100-177500	18.12.2018	Permanent	SC
7	Subject Matter Specialist	Vacant						
8	Programme Assistant							
9	Computer Programmer							
10	Farm Manager	Shri Ravikant Kumar	Farm Manager	Agro.	35400-112400	08.12.2017	Permanent	OBC
11	Accountant / Superintendent	Mr. Pankaj Rai	Assistant		35400-112400	23.11.2017	Permanent	OBC
12	Stenographer	Mr. Chintu Kumar	Stenographer		25500-81100	27.02.2018	Permanent	SC
13.	Driver							
14.	Driver							
15.	Supporting staff	Shri Mukesh Kumar	Lab Attendant	-	18000-56900	22.08.2015	Permanent	Others
16.	Supporting staff	Shri Awadhesh Narayan Jha	Lab Attendant	-	21700-69100	21.01.2019	Permanent	Others

1.6. Total land with KVK (in ha) :

S. No.	Item	Area (ha)
1	Under Buildings	-
2.	Under Demonstration Units	-
3.	Under Crops	13.0
4.	Orchard/Agro-forestry	1.0
5.	Others with details	6.0
	Total	20.0

Total area should be matched with breakup

1.7. Infrastructure Development:

A) Buildings and others

S. No.	Name of infrastructure	Not yet started	Completed up to plinth level	Completed up to lintel level	Completed up to roof level	Totally completed	Plinth area (sq.m)	Under use or not*	Source of funding
1.	Administrative Building					✓		Use	
2.	Farmers Hostel					✓		Use	
3.	Staff Quarters (6)					✓			
4.	Piggery unit								
5.	Fencing					✓		Use	
6.	Rain Water harvesting structure								
7.	Threshing floor					✓		Use	
8.	Farm godown					✓		Use	
9.	Dairy unit								
10.	Poultry unit								
11.	Goatary unit								
12.	Mushroom Lab								
13.	Mushroom production unit								
14.	Shade house								
15.	Soil test Lab					Mrida prikshak		Use	
16.	Others, Please Specify								

* If not in use then since when and reason for non-use

B) Vehicles

Type of vehicle	Year of purchase	Cost (Rs.)	Total km. Run	Present status
Jeep (Bolero)	2007	5.0 lakh	268006 (31.12.2020)	Required to be replaced

C) Equipment & AV aids

Name of equipment	Year of purchase	Cost (Rs.)	Present status	Source of fund
a. Lab equipment				
Moisture meter	2012	1200	Good	DSF, Dholi
Digital scale (cap 2kg)	2017	4100	Good	ICAR
E-scale (Cap 6 kg)	2017	1961	Good	ICAR
b. Farm machinery				
Tractor	2006	328738	Good	ICAR
Power weeder	2010	75000	Not working	Department of S/C
Sugar cane cutter planter	2011	72450	Good	Department of S/C
Square baler	2012	840000	Good	Government of Bihar Project under PHT & Management
Zero Till Drill			Good	
Cultivator	2017	22000	Good	ICAR
Disc Harrow	2017	43000	Good	ICAR
c. AV Aids				
Computer & Accessories	2007	70000	Good	ICAR
Handycam DCR-DVD 710E	2009	24990	Not working	ICAR
Multimedia Projector	2009	95000	Good	ICAR
Photostat machine	2009	64000	Not working	ICAR

D) Farm implements

Name of equipment	Year of purchase	Cost (Rs.)	Present status	Source of fund
Avery balance	2009	39398	Not working	Department of S/C
Bag closer machine	2010	5400	Not working	DSF, Dholi
Sprayer hi Tech	2007	1250	Good	Department of S/C
Sprinkler System	2007	30,000	Not working	Department of S/C
Ridger	2007	8500	Good	Department of S/C
Dal maker	2007	6200	Good	Department of S/C
Hand operated fan (winnow)	2007	2850	Good	Department of S/C
Cultivator 9 tyne	2008	14500	Good	Department of S/C

Rocker Sprayer (Aspee)	2008	4100	Good	Department of S/C
Knapsack sprayer (Aspee)	2009	6000	Good	Department of S/C
Disc Plough	2010	24600	Good	Department of S/C
Disc bund former	2010	16900	Good	Department of S/C
Ridger	2010	17500	Good	Department of S/C
Power weeder	2010	75000	Good	Department of S/C

1.8. Details SAC meeting* conducted in the year

Sl.No.	Date	Number of Participants	Salient Recommendations	Action taken	If not conducted, state reason
1.					

* Salient recommendation of SAC in bullet form

Attach a copy of SAC proceedings along with list of participants

2.a. District level data on agriculture, livestock and farming situation (2020)

Sl. no.	Item	Information	
1	Major Farming system/enterprise	i. Crop based farming System a. Rice-wheat b. Rice-wheat-green gram c. Sugarcane-wheat ii. Dairy iii. Poultry iv. Goat	
2	Agro-climatic Zone	Zone-I	
3	Agro ecological situation (AES)	AES	Characteristics
		Upland	Sandy loam soil, flat topography, no water logging, calcareous soil having free calcium carbonate 30-40%, easier in tillage operation with medium water table.
		Medium land	Soil loam in texture, flat topography, water logging for shorter period, calcareous soil with 20-30% free calcium carbonate, Low water holding capacity & good quality ground water.
		Low land	Deep soil, clay loam texture, flat in topography, tillage operation is difficult, high water table.

		Diara land	Soil is sandy in texture. Highly porous with poor water holding capacity.				
4	Soil type	Soil Type	Characteristics				
		Sandy Loam	Light soil, 30-40% free calcium carbonate, 7.8-8.5 pH, low fertility status, deficient in P,K,Zn,Fe,S and B with low organic carbon				
		Loam	Medium soil,20-30% free calcium carbonate, 8.0-8.5 pH, low to medium fertility status, deficient in P,K,Zn,Fe,B and S. Low in organic carbon				
		Clay Loam	Medium to heavy texture, <20% free calcium carbonate, <8.0pH, low to medium fertility status, deficient in P,Zn and S with low in organic carbon.				
5	Productivity of major 2-3 crops under cereals, pulses, oilseeds, vegetables, fruits and others	<u>S.N.</u>	<u>Crop</u>	<u>Area (ha)</u>	<u>Production (q)</u>	<u>Productivity (q/ha)</u>	
		<u>1.Cereals</u>	<u>Rice</u>	<u>101250</u>	<u>1933875</u>	<u>19.10</u>	
			Wheat	96020	2477316	25.80	
			Maize	9732	185395	19.05	
		<u>2. Pulses</u>	<u>Lentil</u>	<u>1840</u>	<u>16560</u>	<u>9.00</u>	
			Pigeonpea	6956	35615	5.12	
			Pea	2375	18050	7.60	
		<u>3. Oilseeds</u>	<u>Mustard</u>	<u>3842</u>	<u>35731</u>	<u>9.30</u>	
			Linseed	1260	7560	6.00	
		<u>4. Cash Crop</u>	<u>Sugarcane</u>	<u>36223</u>	<u>16278410</u>	<u>449.40</u>	
			Potato	1205	229311	190.30	
		<u>5. Vegetables</u>	<u>Cauli flower</u>	<u>1903</u>	<u>225696</u>	<u>118.60</u>	
			Cabbage	1060	170342	160.70	
			Tomato	1571	240834	153.30	
<u>6.Spices</u>	<u>Garlic</u>	<u>23</u>	<u>1450</u>	<u>63.00</u>			
	Coriander	13	110	8.30			
6	Mean yearly temperature, rainfall, humidity of the district	<u>Month</u>	<u>Temperature (⁰ C)</u>		<u>Average Rainfall (mm)</u>	<u>Relative Humidity</u>	
			<u>Min Temp</u>	<u>Max Temp</u>		<u>Max</u>	<u>Min</u>
		January, 2020	6.23	23.20	7.7	77.50	57.91
		February, 2020	11.39	26.32	21.8	67.26	46.21
		March, 2020	16.34	32.50	43.11	51.41	30.82
		April, 2020	22.18	37.49	67.6	45.50	24.71
		May, 2020	26.53	41.02	69.4	56.53	33.79

b. Details of operational area / villages (2020)

Sl. No.	Name of the block	Name of the villages	Major crops & enterprises	Major problems identified (crop-wise)	Identified Thrust Areas
1.	Kuchaikote	Khemamtihiniya	Paddy, wheat, sugarcane, vegetables, Pulses, Oilseed, Dairy	Cereals- traditional farming, Lack of knowledge about recommended practices, losses due to insect-pest, imbalance use of fertilizer Livestock- diseases, parasites, imbalanced feeding	Crop diversification, High value agriculture, Inclusion of pulses in cropping system, skill oriented trainings for agri-based enterprises.
2.	Kuchaikote	Amwa Bijaypur	Paddy, wheat, mustard, Horticulture and vegetables	Cereals- traditional farming, Lack of knowledge about recommended practices, losses due to insect-pest, imbalance use of fertilizer Livestock- diseases, parasites, imbalanced feeding	Crop diversification, High value agriculture, Inclusion of pulses in cropping system, skill oriented trainings for agri-based enterprises. Disease diagnostic services, vaccines Treatments
3.	Kuchaikote	Narayanpur	Paddy, wheat, mustard, potato, Oilseeds, Pulses	Crop and livestock diseases and pests, monsoon dependent, imbalanced use of fertilizer, imbalanced feeding of livestock	Skill oriented trainings, Farm mechanization, addressing crops and livestock disease and pests
4.	Kuchaikote	Sipaya	Paddy, wheat, mustard, maize, vegetable, Sugarcane	Cereals-traditional farming, imbalance use of fertilizer, diseases Livestock-diseases, parasites, imbalance feeding	Crop diversification, High value agriculture, ZT, happy seeder, skill oriented trainings for agri-based enterprises.
5.	Kuchaikote	Bishunpura	Vegetable, Paddy, Wheat, Maize, Potato, Oilseeds, Pulses (Pigeon Pea)	Cereals-traditional farming, imbalance of fertilizer, diseases Livestock-diseases, parasites, imbalance feeding	IPM, IDM, INM, vaccination, deworming, balance feeding of livestock
6.	Kuchaikote	Tiwari Matihiniya	Paddy, Wheat, Oilseed, Potato	Cereals-traditional farming, imbalance of fertilizer, diseases Livestock-diseases, parasites, imbalance feeding	IPM, IDM, INM, vaccination, deworming, balance feeding of livestock
7.	Unchkagaon	Dahibhatta	Paddy, wheat, maize, sugarcane, mustard	Crop and livestock diseases and pests, monsoon dependent, imbalanced use of fertilizer, imbalanced feeding of livestock	Skill oriented trainings on mushroom, livestock, horticultural crops and cereals, addressing crops and livestock disease and pests,
8.	Gopalganj	Chaturbagha	Paddy, wheat, maize, sugarcane, mustard	Crop and livestock diseases and pests, monsoon dependent, imbalanced use of fertilizer, imbalanced feeding of livestock	Skill oriented trainings in High Value Agriculture especially horticulture, mushroom, farm mechanization, addressing crops and livestock disease and pests.
9.	Gopalganj	Baraipatti	Paddy, wheat, maize, sugarcane, mustard, potato	Crop and livestock diseases and pests, monsoon dependent, imbalanced use of fertilizer, imbalanced feeding of livestock	Skill oriented trainings in Rural crafts, embroidery, processing and value addition, horticulture, mushroom, farm mechanization, addressing crops and livestock disease and pests

2. c. Details of village adoption programme:

Name of the villages adopted by PC and SMS (2020) for its development and action plan

Name of village	Block	Action taken for development
Khemmatihiniya (adopted by Sr. Scientist and Head)	Kuchaikote	Trainings on Dairy farming, Disease Diagnostic and Treatments, Addressing production problems in crops and livestock, CFLD, FLD
Amwa Bijaypur (adopted by SMS (Agronomy))	Kuchaikote	Trainings, FLD, CFLD, Crop and Livestock disease diagnosis and treatment
Dahibhatta (adopted by SMS (Plant Protection))	Unchkagaon	PF Trainings, OFT
Chaturbagha (adopted by SMS, Horticulture)	Gopalganj	Datacollection, FLD, OFT, Training
Baraipatti (adopted by SMS Home Sc.)	Gopalganj	Data collection, Trainings
Narayanpur (adopted by SMS, Ag. Engg.)	Gopalganj	Trainings, CFLD (Oilseed) FLDs
Bishunpura, Tiwari Matihiniya, Sipaya, Baraipatti, Khem Matihiniya (PC, SMS, (Agronomy), SMS, (Entomology), SMS, (Ag. Engg.))	Kuchaikote, Gopalganj	Climate Resilient Agriculture Programme (CRAP)

2.1 Priority thrust areas

S. No	Thrust area
1.	Needs to sustain crop productivity through integrated crop and field management approach
2.	Crop diversification
3.	Need to increase area under Vegetables/horticultural/medicinal crops.
4.	Establishment of employment generated agri -based enterprises like seed production/Vermi culture/nursery development/poultry and dairy.
5.	Need based seed production in seed villages to meet the requirement of the district.
6.	Needs to increase cultivation of pulse/oil seed crops which is marginal in the district.
7.	Integrated Disease and pest management
8.	Integrated Nutrient management
9.	Prevention, control and treatment of livestock Diseases
10.	Awareness on deworming and vaccination
11.	Mineral supplementation and protein incorporation in livestock feed
12.	Green fodder cultivation

Seed production (q)		Planting material (in Lakh)	
Target	Achievement	Target	Achievement
	347.37	0.9	0.17176

Livestock strains and fish fingerlings produced (in lakh)*		Soil, water, plant, manures samples tested (in lakh)	
Target	Achievement	Target	Achievement
			0.004

* Give no. only in case of fish fingerlings

Publication by KVKs							
Item	Number	No. circulated	No. of Research papers in NAAS rated Journals	Highest NAAS rating of any publication	Average NAAS rating of the publications	Details of awarded publication, if any	Details of Award given to the publication
Research paper	2		2	5.5			
Seminar/conference/ symposia papers	1						
Books							
Bulletins							
News letter							
Popular Articles	2						
Book Chapter	1						
Extension Pamphlets/ literature							
Technical reports	3						
Electronic Publication (CD/DVD etc)							
TOTAL	9						

3.1.1 Achievements on technologies assessed and refined
OFT 1 SMS (Agronomy) 2020

1.	Title of On farm Trial	Effect of different kinds of planting methods on cane yield in spring planted sugarcane
2.	Problem diagnosed	High seed cane cost, Poor germination, Late planting and low yield of cane.
3.	Details of technologies selected for assessment/refinement (Mention either Assessed or Refined)	F.P.: Cane Setts T.O 1: Poly bag settlings T.O 2: Nursery raise settlings T.O 3: Chip bud settlings Replication: 5, Design-RBD, Treatment-4
4.	Source of Technology (ICAR/ AICRP/SAU/other, please specify)	IISR, Lucknow
5.	Production system and thematic area	Irrigated, crop Production
6.	Performance of the Technology with performance indicators	Tiller count, Tiller mortality, Cane weight, Cane Yield and B:C
7.	Final recommendation for micro level situation	Poly bag settlings
8.	Constraints identified and feedback for research	Most of the farmers are illiterate
9.	Process of farmers participation and their reaction	Trainings, field visit

Result:

Table: Productivity and income in sugarcane intercropping in autumn season.

Technology option	No. of trials	Tillers count (120 DAP) 000'/ha	Stalk population (at maturity) 000'/ha	Mortality in (%)	Signal cane weight (g)	Cane Yield (t/ha)	Cost of cultivation (Rs./ha)	Gross Income (Rs/ha)	Net income (Rs./ha)	BC ratio
F.P. (Cane Setts)	5	121710	81536	49	0.81	6.6	54000	191400	137400	3.54
T.O. 1 (Poly Bag settlings)		123700	95940	29	0.76	7.3	36000	211700	175700	5.88
T.O 2: (Nursery raised settlings)		122600	85370	43	0.79	6.80	36000	197200	161200	5.47
T.O. 3 (Chip bud settlings)		124410	87310	42	0.81	7.10	32800	205900	173100	6.27

Recommendation: Ploy bag settlings gives higher tiller count (123700/ha), final stalk population (95940/ha), Lowest mortality rate (29%), Highest cane yield (7.3 t/ha) and B:C in comparison to farmers practice (Cane setts), Nursery raise settling and chip bud settlings. Hence, ploy bag settlings may be recommended to the farmers in the district to maximize income in sprong planted sugarcane.

OFT 2: Plant Protection

1.	Title of On Farm Trial	Management of pod borer (<i>Helicoverpa armigera</i>) and pod fly (<i>Melinagromyza obtusa</i>) in Pigeon pea
2.	Problem Diagnose	Yield loss due to pod borer & pod fly
3.	Details of Technologies selected for assessment/refinement	<ol style="list-style-type: none"> 1. F.P.- No use of pesticide 2. 1st spray with NSKE (5%) followed by the application of Acephate (75 WP, 01g/lit. water) 3. Spraying with Spinosad (45 Sc, 0.5 ml/lit. water) 1st application at 50% flowering followed by 2 application at 75% podding stage
4.	Source of Technology	ICAR-NCIPM, New Delhi
5.	Replication	10
6.	Production System & Thematic	IPM
7.	Performance indicator	Pod damage (%), yield (q/ha)
8.	Constraints identified and feedback for research	
9.	Process of farmers participation	PRA

Result:Table: Management of pod borer (*Helicoverpa armigera*) and pod fly (*Melinagromyza obtusa*) in Pigeon pea

Treatments	No. of trials	Plant affected with pod borer and pod fly (5 plants/10pods) in %		Yield (q/ha)	Cost of cultivation Rs./ha	Gross income (Rs./ha)	Net income (Rs./ha)	BC ratio
		Pod borer	Pod fly					
F.P: No use of pesticide	10	3.06 (1.87)	1.83 (1.52)	8.33	19000	37485	18485	1.02
T.O. 1: 1 st spray with NSKE (5%) followed by the application of Acephate (75 WP, 01g/lt. water)		2.93 (1.85)	1.43 (1.38)	11.86	24600	53370	28770	1.16
T.O. 2: Spraying with Spinosad (45 Sc, 0.5 ml/lt. water) 1 st application at 50% flowereing followed by 2 application at 75% podding stage 3.6		2.70 (1.79)	1.24 (1.32)	13.33	23300	59985	36685	1.57
CD		N.S	0.22					
CV		11.43	6.36					
SEM±		0.91	0.056					

- figures in parentheses are arc sine transformed values.
- The price of pigeonpea is Rs.4500/q
- Recommendation: Use of Spraying with Spinosad (45 Sc, 0.5 ml/lt. water) 1st application at 50% flowereing followed by 2 application at 75% podding stage

OFT 3: Plant Protection

1.	Title of On Farm Trial	Management of litchi mite(<i>Aceria litchi Keifter</i>)
2.	Problem Diagnose	Farmers do not use selective insecticides to control litchi mite
3.	Details of Technologies selected for assessment/refinement	F.P.-Farmer Application of Sulfer 80WP@2gm /litere of water TO-1: Pruning of effected twigs + Neem cake 4kg + Caster cake 1kg Soil application + spiromesifen(240SC) @ 1ml /litter of water twice at 10 days interval during flush emergence TO-2: Pruning of effected twigs + Neem cake 4kg + Caster cake 1kg Soil application + Fenazaquin10%EC @ 1.5ml /litter of water twice at 10 days interval during flush emergence
4.	Source of Technology	Dr.RPCAUC
5.	Replication	10
6.	Production System & Thematic	IPM
7.	Performance indicator	% leaf infestation, yield kg / tree and CB
8.	Constraints identified and feedback for research	
9.	Process of farmers participation	

Result:Table: Management of litchi mite (*Aceria litchi* Keiffer)

Treatments	No. of trials	Mean% leaf infestation	Yield (kg/plant)	Cost of cultivation Rs./plant	Gross income (Rs./plant)	Net income (Rs./plant)	BC ratio
F.P: Application of Sulfer 80WP@2gm /litter of water	10	26.30 (30.85)	73	640	3200	2560	4.00
T.O. 1: Pruning of effected twigs + Neem cake 4kg + Caster cake 1kg Soil application + Spiromesifen(240SC) @1ml /litter of water twice at 10 days interval during flush emergence		14.33 (22.22)	113	700	4520	3820	5.45
T.O. 2: Pruning of effected twigs + Neem cake 4kg + Caster cake 1kg Soil application + Fenazaquin10%EC @ 1.5ml /litter of water twice at 10 days interval during flush emergence		17.20 (24.50)	96	740	3840	3100	4.18
CD	0.934						
CV	2.080						
SEM±	0.232						

- Figures in parentheses are arc sine transformed values.
- The price of litchi is Rs.40/kg
- Recommendation: Pruning of effected twigs + Neem cake 4kg + Caster cake 1kg Soil application + Spiromesifen (240SC) @1ml /litter of water twice at 10 days interval during flush emergence was superior
-

OFT 4: Home Science

1.	Title of On farm Trial	Effect of enrichment of wheat flour on health status of farm women
2.	Problem diagnosed	Low nutritional status of farm women
3.	Details of technologies selected for assessment/refinement	Farmers Practice (Wheat flour)
		TO ₁ - (65% Wheat flour + 15% Gram + 10%Jowar + 5%Soyabean + 5%Bajra)
		TO ₂ - (65% Wheat flour + 15% Gram + 10%Jowar + 10%Maize)
4.	Source of Technology	CSA, Kanpur
5.	Production system & Thematic Area	Women and Child care
6.	Replication	10
7.	Performance of technology with performance indicator	Body weight (Kg), BMI, Organoleptic
8.	Final recommendation for micro level situation	A combination of cereals, coarse cereals, pulses in the diet of rural women improves body weight.
9.	Constraints identified and feedback for research	Soyabean, coarse cereals (Jowar, Bajra) is not produced locally
10.	Process of farmers participation and their reaction	Trainings, Field visit

Result:

Table: Effect of enriched wheat flour on health status of farm women

Technology Options	Body Weight Kg		BMI		Acceptability		Cost(Rs/kg)	T ₁ is better than both T ₂ and farmer's practice in relation to overall acceptability
	Before	After use of 6 months	Before	After 6 months	Before	After		
Farmers Practice	53.7	53.9	21.5	21.0	5	5	24	
T.O. 1	54.0	56.8	21.4	23.5	5	7	27	
T.O. 2	53.7	54.7	21.5	23.0	5	6	25	

Recommendation: T.O 1 (65% Wheat flour + 15% Gram + 10% Jowar + 5% Soyabean + 5% Bajra) performed better in terms of Bodyweight gain, Body mass index and acceptability

OFT 5: Agriculture Engg.

1.	Title of On farm Trial	Assessment of improved weeding implements for weeding in gram
2.	Problem diagnosed	Low efficiency and high drudgery of farm labour during conventional weeding in gram.
3.	Details of technologies selected for assessment/refinement (Mention either Assessed or Refined)	Farmers Practice (FP): Khurpi Technology option-I (TO-I): Three tyne Grubber. Technology option-II (TO-II): Three tyne wheel hand hoe
4.	Source of Technology	Dr. RPCAU, Pusa, CIAE-Bhopal
5.	Replication	8
5.	Production system and thematic area	Rainfed, drudgery reduction tools
6.	Performance of the Technology with performance indicators	Field capacity (ha/h), Heart rate (beats/min), weeding efficiency (%) and B:C ratio.
8.	Constraints identified and feedback for research	Farm women feel that mechanization (Weeding) will reduce their mandays
9.	Process of farmers participation and their reaction	Trainings, field visits, field workouts, demos.

Result

Table: Performance of weeding implements for weeding in gram

Monitoring Indicator	Technology options		
	Farmer Practices (Khurpi)	T.O.1 (3-tyne Grubber)	T.O.2 (3-tyne Wheel hand hoe)
Heart rate at work (beats/min)	112.8± 0.71 (6.4)	135.9± 0.8 (7.1)	121.6± 1.35 (12.1)
Weeding Efficiency (%)	93.6±0.23 (2.1)	70.2±1.02 (9.5)	74.6±1.08 (9.7)
Field capacity (ha/h)	0.002	0.003	0.007
Weeding cost	Rs14250(57man-days/ha @Rs250/-	Rs5500(22man-days/ha @Rs250/-	Rs4750(19man-days/ha @Rs250/-

* Values are means ± standard errors with standard deviation shown in brackets

Table: ANOVA Analysis for heart rate at work for different subjects with different weeding tools

Source of Variation	SS	df	MS	F	P-value	F table
Between Subjects	505.85	7	72.62	1.34	0.302	2.76
Between weeding tools	2134.29	2	1067.64	19.83	8.22E-05	3.74
Error	753.20	14	53.80			
Total	3393.34	23				

SS= Sum of Squares; df= degree of freedom; MS= Mean Square

The effect of subjects on heartbeat were not found to be significant at 5 % level, as the calculated F ratio was less than its table value. Whereas the effect of different weeding tools on heartbeat per minutes were found to be significant at 5 % level, as the calculated F ratio was more than its table value. From the ANOVA table, it was observed that the differences concerning different subjects were not significant at 5 % level (calculated F-ratio of 1.34 was lesser than table value of 2.76); and also the weeding tools differences concerning subjects were significant (calculated F-ratio of 19.83 was more than its table values of 3.74).

Conclusion and Recommendation:

Conclusion: The weeding efficiency of khurpi was observed highest (94%) followed by 3-tyne wheel hand hoe (75%) and three tyne grubber (70%). In terms of work output, however, the 3-tyne wheel hand hoe is observed to the best (0.007ha/h), followed by the 3-tyne hoe (0.003 ha/h), with the khurpi considerably worse (0.002 ha/h).

Recommendation: Weeding by 'khurpi' is by far the most labour intensive and this outweighs its other advantages. Therefore, from overall consideration a-twin wheel hoe or three tyne are preferable to the khurpi.

OFT 6: Agriculture Engg.

1.	Title of On farm Trial	Assessment of Sugarcane bud chipper/sugarcane single node bud cutter for drudgery reduction
2.	Problem diagnosed	High drudgery and losses of cane involved in manual sugarcane bud chipping by axe
3.	Details of technologies selected for assessment/refinement (Mention either Assessed or Refined)	Farmers Practice (FP): Sugarcane sett cutting by ax Technology option-I (TO-I): Sugarcane bud chipper. Technology option-II (TO-II): Sugarcane bud cutter.
4.	Source of Technology	TNAU, Coimbatore
5.	Replication	10
6.	Production system and thematic area	Irrigated, Drudgery reduction tools
7.	Performance of the Technology with performance indicators	Bud chipping capacity (buds/hr), Heart rate (beats/Min), Saving in sugarcane (%), sugarcane germination (%)
8.	Final recommendation for micro level situation	
9.	Constraints identified and feedback for research	-
10.	Process of farmers participation and their reaction	

Result:

Table: Drudgery reduction using sugarcane bud chipper or sugarcane single node bud cutter.

Monitoring Indicator	Farmer Practices (Sugarcane sett cutting)	T.O.1 (Sugarcane bud cutter)	T.O.2 (Sugarcane bud chipper)
Bud chipping capacity (bud/h)	-	445±33.15 (104.8)	387±21.52 (68)
Heart rate at work (beats/min)	127±2.83 (9)	111±1.59 (5)	114±2.00 (6.3)
Saving in sugarcane (%)	0	64.81	74.52
Sugarcane germination (%)	56	80	92

*Value are means ± standard errors with standard deviation shown in brackets

Table: ANOVA Analysis for heart rate at work for different subjects with Sugarcane sett cutting, Sugarcane but cutter and sugarcane bud chipper

Source of variation	SS	DF	MS	F	P-value	F table
Between Subject	910.03	9	101.11	3.33	0.014	2.45
Between different bud chippers	1376.6	2	688.3	22.68	1.2E-05	3.55
Error	546.07	18	30.33			
Total	2832.7	29				

SS= Sum of Squares; DF=Degree of freedom; MS=Mean Square

Conclusion and Recommendation: The effect of subjects on heartbeat was significant ($P \leq 0.5$) also significant ($P \leq 0.5$) was the effect of different chipping method on heartbeat per minute. Saving of sugarcane in sugarcane bud chipper was the highest (74.52 %) followed by single node sugarcane bud cutter (64.81 %) and manual bud chipping (0 %). Sugarcane bud chipper is economic in terms of savings in sugarcane.

OFT 7: Horticulture

1	Title	Effect of micronutrient (B) and plant growth regulator (2,4-D) on cracking in litchi.
2	Problem diagnosed	Fruit drop and fruit cracking are major problems in litchi.
3	Technological option	Variety: Shahi Farmer's Practice: N/A TO-1: Borax (0.4%) TO-2: 2,4-D (20ppm)
4	Source of Technology	Punjab Agricultural University, Punjab.
5	Replication	8
6	Production system and thematic area:	Quality improvement with the help of micronutrients and PGR.
7	Performance of the technology with performance indicators	Reduction in fruit drop and fruit cracking, yield (t/ha) and B:C ratio
8	Constraints identified	-NA-
9	Process of Farmer Participation	Trainings, Field visits

Result:

Technology options	Fruit set (%)	Fruit retention (%)	Fruit cracking (%)	Fruit length (cm)	Fruit breadth (cm)	Fruit weight (g)	Fruit yield (kg/tree)	Fruit Yield (t/ha)	Pulp weight (g)	Stone weight (g)	Peel weight (g)	Pulp/stone ratio	B:C ratio
FP	59.8 ^a	43.5 ^a	12.50 ^b	3.98 ^a	3.10 ^a	23.50 ^a	48.50 ^a	4.8 ^a	18.09 ^a	3.56 ^b	1.85	5.08 ^a	2.01 ^a
To ₁ (Borax (0.4%))	71.2 ^c	58.5 ^c	6.50 ^a	4.22 ^c	3.51 ^b	24.90 ^c	56.00 ^c	5.6 ^c	20.15 ^c	3.25 ^a	1.50	6.20 ^a	2.87 ^c
TO ₂ (2, 4-D (20ppm))	65.5 ^b	51.0 ^b	7.10 ^a	4.13 ^b	3.40 ^b	24.15 ^b	52.75 ^b	5.2 ^b	19.08 ^b	3.45 ^b	1.62	5.53 ^a	2.56 ^b
CD at 5%	4.69	3.41	1.32	0.06	0.21	0.54	2.65	0.22	0.33	0.15	NS	0.60	0.24
SEm±	1.58	1.14	0.45	0.03	0.07	0.19	0.89	0.07	0.11	0.05	0.14	0.20	0.08

Recommendation: It is clearly seen that technology Option₁ (TO₁- Borax (0.4%)) reduces cracking up to 6.50 percent and increases yield 5.6 t/ha and obtain highest B:C ration as compared to technology option₂ and Farmers Practice (FP). Hence, Technology Option₁ (TO₁0Borax (0.4%)) is recommended to the farmers in the district Gopalganj.

OFT 8: Horticulture

1	Title	Assessment of integrated nutrient management on yield of banana
2	Problem diagnosed	Excessive use of inorganic fertilizers in banana have deleterious effect on yield and quality
3	Technological option	Farmers Practice (FP): 100 % RDF (200:100:300 g/plant) Technology option-I (TO-I): 100 % RDF + vermicompost 5 kg +PSB 20 g+ Azospirillum 20 g/plant Technology option-II (TO-II): 100 % RDF +FYM 20 kg +PSB 20 g +Azospirillum 20 g/plant
4	Source of Technology	UAS, Bagalkot, Karnataka
5	Replication	8/treatment
6	Production system and thematic area	Banana based cropping system
7	Performance of the technology with performance indicators	Yield (kg/plant), Yield (t/ha), B:C ratio, Length of bunch (cm), No. of hands/bunch, Weight of bunch (kg), No. of fingers/hand, Length of finger (cm), Girth of finger (cm), weight of finger
8	Constraints identified	
9	Process of Farmer Participation	Field visits

Result: Awaited

OFT 9: Animal Science

1.	Title of On farm Trial	Evaluation of area specific mineral mixture in cattle
2.	Problem diagnosed	Mineral deficiencies in field condition resulting in Pica, anoestrus etc.
3.	Details of technologies selected for assessment/refinement (Mention either Assessed or Refined)	F.P. : Inadequate mineral supplementation T.O. 1: Area specific mineral mixture* (ICAR-RCER, Patna) T.O.2 : Commercial mixture** *Area specific mineral mixture contains: Calcium (25.46 %), Phosphorus (13.2 %), Iron (0.16 %), Copper (0.12 %), Mn (0.16 %), Zn (0.99 %), Co (0.02 %), Iodine (1.04 %) , Sulphur (1.04 %). ** Commercial mineral mixture contains : Calcium (21.68 %) , P (9 %), Iron (0.15 %), Copper (0.35 %), Mn (0.15 %), Mg (0.6 %), Zn (0.8 %), Co (0.015 %), Iodine (0.0325 %), Sulphur (0.72 %), K (0.01 %), Se (0.01 %), Na (0.0006 %), Cr (0.0065 %), Vitamins (Per kg vit A :7,00,000 I,U, Vit D3 :70,000 I.U, Vit E 275 mg, Nicotinamide 1000 mg)
4.	Source of Technology	ICAR-RCER, Patna
5.	Production system and thematic area	Intensive Feed Management
6.	Performance of the Technology with performance indicators	Milk yield per day pre and post treatment
7.	Final recommendation for micro level situation	
8.	Constraints identified and feedback for research	Non uniform feeding regimen of the farmers
9.	Process of farmers participation and their reaction	Field visits, trainings

Result: Awaited.

3.1.2 Technology Assessed by KVK (Discipline wise)

Sl. No.	Discipline	Thematic areas	No. of the technologies (Technology Interventions)	No. of trials	No. of Locations
1.	Crop Production				
2.	Livestock				
3.	Enterprises				
4.	Women Empowerment				

3.2 Achievements of Frontline Demonstrations

A. Details of FLDs conducted during the year

Cereals

Sl. No.	Crop	Thematic area	Technology Demonstrated with detailed treatments	Area (ha)		No. of farmers/ Demonstration									Reasons for shortfall in achievement
				Proposed	Actual	SC		ST		Others		Total			
						M	F	M	F	M	F	M	F	T	
1	Berseem	Fodder Production	JB I	2	2	0	0	0	0	22	0	22	0	22	
2	Oats	Fodder Production	UPO 212	2	2	0	0	0	0	15	0	15	0	15	
3	Oyster Mushroom	Mushroom Production	Oyster Mushroom	-	-	0	5	0	0	20	0	20	5	25	
4	Pheromone Trap (Mango)	IPM	Pheromone Trap	-	-	4	0	0	0	16	0	20	0	20	
5	Paddy	Crop Production	Varietal (Neelam)	-	-	1	0	0	0	10	2	11	2	13	

6	Improved Sickle	Naveen Sickle	Improved Sickle	-	-	1	19	0	0	0	0	1	19	20
7	Vegetable kits	IIVR (Chilli, Brinjal, Bottle Gourd, Pumpkin, Ridge Gourd, Cow Pea)	Kitchen Garden	-	-	4	12	0	0	0	3	3	16	19
8	ZT wheat sowing	RCT	ZT	-	-	0	2	0	0	8	0	8	2	10
9	Banana			-	-	2	0	0	0	18	0	20	0	20
10	Wheat	Crop Production	Varietal(HD 2967)	5	5	0	0	0	0	12	0	12	0	12

Details of farming situation

Crop	Season	Farming situation (RF/Irrigated)	Soil type	Status of soil (Kg/ha)			Previous crop	Sowing date	Harvest date	Seasonal rainfall (mm)	No. of rainy days
				N	P ₂ O ₅	K ₂ O					

In both the Tables, information of same crop should be provided. For example, if in Table 3.2A crops are mentioned as a,b,c,d etc., in the table for Details of farming situation, the same crop should be mentioned in the identical sequence.

Performance of FLD

Oilseeds:

Frontline demonstrations on oilseed crops

Crop	Thematic Area	Name of the technology demonstrated	No. of Farmers	Area (ha)	Yield (q/ha)		% Increase	*Economics of demonstration (Rs./ha)				*Economics of check (Rs./ha)				
					Demo	Check		Gross Cost	Gross Return	Net Return	** BCR	Gross Cost	Gross Return	Net Return	** BCR	
Rapeseed and mustard																
Total																

* Economics to be worked out based on total cost of production per unit area and not on critical inputs alone.

** BCR= GROSS RETURN/GROSS COST

Pulses

Frontline demonstration on pulse crops

Crop	Thematic Area	Name of the technology demonstrated	No. of Farmers	Area (ha)	Yield (q/ha)		% Increase	*Economics of demonstration (Rs./ha)				*Economics of check (Rs./ha)				
					Demo	Check		Gross Cost	Gross Return	Net Return	** BCR	Gross Cost	Gross Return	Net Return	** BCR	
	Total															

* Economics to be worked out based on total cost of production per unit area and not on critical inputs alone.

** BCR= GROSS RETURN/GROSS COST

Total																			
-------	--	--	--	--	--	--	--	--	--	--	--	--	--	--	--	--	--	--	--

* Economics to be worked out based on total cost of production per unit area and not on critical inputs alone.

** BCR= GROSS RETURN/GROSS COST

Fisheries

Category	Thematic area	Name of the technology demonstrated	No. of Farmer	No. of units	Major parameters		% change in major parameter	Other parameter		*Economics of demonstration (Rs.)				*Economics of check (Rs.)					
					Demonstration	Check		Demonstration	Check	Gross Cost	Gross Return	Net Return	** BCR	Gross Cost	Gross Return	Net Return	** BCR		
Common carps																			
Mussels																			
Ornamental fishes																			
Others (pl.specify)																			
Total																			

* Economics to be worked out based on total cost of production per unit area and not on critical inputs alone.

** BCR= GROSS RETURN/GROSS COST

Other enterprises

Category	Name of the technology demonstrated	No. of Farmer	No. of units	Major parameters		% change in major parameter	Other parameter		*Economics of demonstration (Rs.) or Rs./unit				*Economics of check (Rs.) or Rs./unit					
				Demonstration	Check		Demonstration	Check	Gross Cost	Gross Return	Net Return	** BCR	Gross Cost	Gross Return	Net Return	** BCR		
Oyster mushroom	1 kg spawn	25	25	12 kg/bag	9.5 kg/bag					300	1800	1500	50	300	1425	1125	3.75	
Vermicompost																		
Sericulture																		
Apiculture																		
Others (pl.specify)	Mango (Trap)	20	5	80	62	29.03				600	2000	1400	2.3	400	1550	1150	2.8	
Total		45	30															

* Economics to be worked out based on total cost of production per unit area and not on critical inputs alone.

** BCR= GROSS RETURN/GROSS COST

Women empowerment

Category	Name of technology	No. of demonstrations	Observations		Remarks
			Demonstration	Check	
Farm Women					
Pregnant women					
Adolescent Girl					
Other women					
Children					
Neonatal					
Infants					

Farm implements and machinery

Name of the implement	Crop	Name of the technology demonstrated	No. of Farmer	Area (ha)	Filed observation (output/man hour)		% change in major parameter	Labor reduction (man days)				Cost reduction (Rs./ha or Rs./Unit)					
					Demonstration	Check											

* Economics to be worked out based on total cost of production per unit area and not on critical inputs alone.

** BCR= GROSS RETURN/GROSS COST

Technical Feedback on the demonstrated technologies

Sl. No	Crop	Feed Back
1	Paddy (Neelam)	Satisfactory yield
2	Mushroom (Oyster)	Alternate source of income particularly for women
3.	Pheromone Trap	Satisfactory control of insects without chemicals.

Extension and Training activities under FLD

Sl. No.	Activity	Date	No. of activities organized	Number of participants	Remarks
1.	Field days	23.01.2020	1	15	Green Gram
		07.02.2020	2	50	
		29.05.2020	1	10	
		04.06.2020	1	15	
		05.06.2020	1	6	
2.	Farmers Training	19.03.2020	1	25	
3.	Media coverage				
4.	Training for extension functionaries				

Performance of the demonstration under CFLD on Pulse and Oilseed Crops during Summer, Kharif and Rabi 2020:

Summer 2020

Crop 1: Green Gram: (Results)

A. Technical Parameters:

S. N.	Crop demonstrated	Existing (Farmer's) variety name	Existing yield (q/ha)	Yield gap (Kg/ha) w.r.to			Name of Variety + Technology demonstrated	No. of farmers	Area (ha)	Yield obtained (q/ha)			Yield gap minimized (%)		
				District yield (D)	State yield (S)	Potential yield (P)				Max.	Min.	Av.	D	S	P
1.	Green Gram	Sona	7.0	96	7	-500	Virat seed treatment PSB+ Carbendazim application of sulphur, pendimithalin and insecticide	25	10	11.70	5.70	8.80	10.55	1	71.42

B. Economic Parameters

Sl. No.	Variety demonstrated & Technology demonstrated	Farmer's Existing plot				Demonstration plot			
		Gross Cost (Rs/ha)	Gross return (Rs/ha)	Net Return (Rs/ha)	B:C ratio	Gross Cost (Rs/ha)	Gross return (Rs/ha)	Net Return (Rs/ha)	B:C ratio
1	Virat	16300	49350	33050	3.02	16900	62040	45140	3.67

C. Socio-economic impact parameters

Sl. No.	Crop and variety Demonstrated	Total Produce Obtained (kg)	Produce sold (Kg/household)	Selling Rate (Rs/Kg)	Produce used for own sowing (Kg)	Produce distributed to other farmers (Kg)	Purpose for which income gained was utilized	Employment Generated (Mandays/ household)
1.	Seed Variety Virat, Seed treatment with PSB with carbendazim, Application of sulphur, Herbicide and insecticide	8800	5720	70.50	50	3030	Day to Day family need	8

D. Pulse Farmers' Perception of the interventions demonstrated:

Sl. No.	Technologies demonstrated (with name)	Farmers' Perception parameters					
		Suitability to their farming system	Likings (Preference)	Affordability	Any negative effect	Is Technology acceptable to all in the group/village	Suggestions, for change/ improvement, if any
1	Seed Variety Virat, Seed treatment with PSB with carbendazim, Application of sulphur, Herbicide (Pendimethalin) and insecticide (Imidacloprid)	Early maturity suitable for next kharif season crop	Medium seed lush green crop	All farmers can afford	Nil	Yes	Early showing under assured moisture increase yield

E. Specific Characteristics of Technology and Performance

Specific Characteristic	Performance	Performance of Technology vis-a vis Local Check	Farmers Feedback
Variety Virat, seed treatment with PSB+Rhizobium+Fungicide, Line showing and application of sulphur, Zinc, Herbicide and Insecticide	Lush green colour medium grain size preferred by farmers	Good	Much better than local

F. Extension activities under FLD conducted:

Sl. No.	Extension Activities organized	Date and place of activity	Number of farmer attended
1.	Training	19.03.2020, KVK	25
2.	Field Visit	08.05.2020, Khem Matihiniya, 29.05.2020, Amwa Vijaypur, 30.05.2020, Tiwari Matihiniya, 04.06.2020, Roopchap	15
3.	Field Day	29.05.2020, Amwa Vijaypur, 04.06.2020, Roopchap	25

G. Sequential good quality Photographs (as per crop stages i.e. growth & development)



H. Farmers' Training Photographs

I. Quality Action Photographs of field visits/ field days and technology demonstrated:

Kharif 2019-20**Crop 2: Pigeonpea: (Results)****A. Technical Parameters:**

Sl. No.	Crop demonstrated	Existing (Farmer's) variety name	Existing yield (q/ha)	Yield gap (Kg/ha) w.r.to			Name of Variety + Technology demonstrated	Number of farmers	Area in ha	Yield obtained (q/ha)			Yield gap minimized (%)		
				District yield (D)	State yield (S)	Potential yield (P)				Max.	Min.	Av.	D	S	P

B. Economic parameters

Sl. No.	Variety demonstrated & Technology demonstrated	Farmer's Existing plot				Demonstration plot			
		Gross Cost (Rs/ha)	Gross return (Rs/ha)	Net Return (Rs/ha)	B:C ratio	Gross Cost (Rs/ha)	Gross return (Rs/ha)	Net Return (Rs/ha)	B:C ratio
1	NDA-1	17500	79460	61960	4.54	19900	99876	79976	5.01

C. Socio-economic impact parameters

Sl. No.	Crop and variety Demonstrated	Total Produce Obtained (kg)	Produce sold (Kg/household)	Selling Rate (Rs/Kg)	Produce used for own sowing (Kg)	Produce distributed to other farmers (Kg)	Purpose for which income gained was utilized	Employment Generated (Mandays/household)
1.	NDA-1	17220	13776	58.00	50	3394	Family need	8

D. Pulse Farmers' perception of the intervention demonstrated

Sl. No.	Technologies demonstrated (with name)	Farmers' Perception parameters					
		Suitability to their farming system	Likings (Preference)	Affordability	Any negative effect	Is Technology acceptable to all in the group/village	Suggestions, for change/improvement, if any
1	Variety NDA-1, seed treatment with PSB+Rhizobium+Fungicide (Carbendazim), Line showing and application of sulphur, Zinc, Herbicide and insecticide	Suitable for upland condition	Seed size, colour and test	All farmers can afford	Nil	Yes	Timely showing under assured moisture increase yield

E. Specific Characteristics of Technology and Performance

Specific Characteristic	Performance	Performance of Technology vis-a vis Local Check	Farmers Feedback
Variety NDA-1, seed treatment with PSB+Rhizobium+Fungicide (Carbendazim), Line showing and application of sulphur, Zinc, Herbicide and insecticide	High yielding	Good	better than local check

Crop 2: Pigeonpea: 2020 (Crop Standing)

A. Technical Parameters:

Sl. No.	Crop demonstrated	Existing (Farmer's) variety name	Existing yield (q/ha)	Yield gap (Kg/ha) w.r.to			Name of Variety + Technology demonstrated	Number of farmers	Area in ha	Yield obtained (q/ha)			Yield gap minimized (%)		
				District yield (D)	State yield (S)	Potential yield (P)				Max.	Min.	Avg.	D	S	P
1.	Pigeon Pea	Rajendra Arhar 01	Crop Standing												

B. Economic parameters

Sl. No.	Variety demonstrated & Technology demonstrated	Farmer's Existing plot				Demonstration plot			
		Gross Cost (Rs/ha)	Gross return (Rs/ha)	Net Return (Rs/ha)	B:C ratio	Gross Cost (Rs/ha)	Gross return (Rs/ha)	Net Return (Rs/ha)	B:C ratio
1	Rajendra Arhar 01	Crop Standing							

C. Socio-economic impact parameters

Sl. No.	Crop and variety Demonstrated	Total Produce Obtained (kg)	Produce sold (Kg/household)	Selling Rate (Rs/Kg)	Produce used for own sowing (Kg)	Produce distributed to other farmers (Kg)	Purpose for which income gained was utilized	Employment Generated (Mandays/house hold)
1.	Rajendra Arhar 01	Crop Standing						

D. Pulse Farmers' perception of the intervention demonstrated

Sl. No.	Technologies demonstrated (with name)	Farmers' Perception parameters					
		Suitability to their farming system	Likings (Preference)	Affordability	Any negative effect	Is Technology acceptable to all in the group/village	Suggestions, for change/improvement, if any
1	Rajendra Arhar 01	Crop Standing					

E. Specific Characteristics of Technology and Performance

Specific Characteristic	Performance	Performance of Technology vis-a vis Local Check	Farmers Feedback
Variety Rajendra Arhar 01	Crop Standing		

F. Extension activities under FLD conducted:

Sl. No.	Extension Activities organized	Date and place of activity	Number of farmer attended
1.	Training		
2.	Field visit		

G. Sequential good quality photographs (as per crop stages i.e. growth & development)**H. Farmers' training photograph****I. Quality Action Photographs of field visits/field days and technology demonstrated.**

J. Details of budget utilization:(From Dec to Jan, 2020)

Crop (provide crop wise information)	Items	Budget Received (Rs.)	Budget Utilization (Rs.)	Balance (Rs.)
Pigeonpea	i) Critical input	136347 (overall pulses)	62,789	
	ii) TA/DA/POL etc. for monitoring		0	
	iii) Extension Activities (Field day)		1170	
	iv)Publication of literature		0	
	Total		63959	

Rabi 2019**Crop 3: Lentil (Results)****B. Technical Parameters:**

S. N.	Crop demonstrated	Existing (Farmer's) variety name	Existin g yield (q/ha)	Yield gap (Kg/ha) w.r.to			Name of Variety + Technology demonstrate d	No. of far mer s	Area (ha)	Yield obtained (q/ha)			Yield gap minimized (%)		
				District yield (D)	State yield (S)	Potential yield (P)				Max	Min.	Av.	D	S	P
1.	Lentil	BR-25	9.20	-125	-148	-1080	HUL-57	50	20	15.9 0	8.60	12.80	22	20	56

B. Economic Parameters

Sl. No.	Variety demonstrat ed & Technology demonstrat ed	Farmer's Existing plot				Demonstration plot			
		Gross Cost (Rs/ha)	Gross return (Rs/ha)	Net Return (Rs/ha)	B:C ratio	Gross Cost (Rs/ha)	Gross return (Rs/ha)	Net Return (Rs/ha)	B:C ratio
1	HUL-57	12900	44160	31260	3.42	15800	61440	45640	3.88

C. Socio-economic impact parameters

Sl. No.	Crop and variety Demonstrated	Total Produce Obtained (kg)	Produce sold (Kg/household)	Selling Rate (Rs/Kg)	Produce used for own sowing (Kg)	Produce distributed to other farmers (Kg)	Purpose for which income gained was utilized	Employment Generated (Mandays/ house hold)
1.	HUL-57	25600	17920	48.00	60	7620	Family day to day need	16

D. Pulse Farmers' Perception of the interventions demonstrated:

Sl. No.	Technologies demonstrated (with name)	Farmers' Perception parameters					
		Suitability to their farming system	Likings (Preference)	Affordability	Any negative effect	Is Technology acceptable to all in the group/village	Suggestions, for change/ improvement, if any
1	Variety HUL-57	Suitable for sugarcane based cropping system	Small seed	All farmers can afford	Nil	Yes	Timely showing under assured moisture increase yield

E. Specific Characteristics of Technology and Performance

Specific Characteristic	Performance	Performance of Technology vis-a vis Local Check	Farmers Feedback
Variety HUL-57, seed treatment with PSB+Rhizobium+Fungicide (Carbendazim), Line showing and application of sulphur and zinc	Lush brown colour small grain size preferred by farmers	Good	Much better than local

Rabi 2020**Crop 3: Lentil****A. Technical Parameters:2020 (Crop Standing)**

S. N.	Crop demonstrated	Existing (Farmer's) variety name	Existing yield (q/ha)	Yield gap (Kg/ha) w.r.to			Name of Variety + Technology demonstrated	No. of farmers	Area (ha)	Yield obtained (q/ha)			Yield gap minimized (%)		
				District yield (D)	State yield (S)	Potential yield (P)				Max	Min.	Av.	D	S	P
1.	Lentil	IPL-316	Crop Standing												

B. Economic Parameters

Sl. No.	Variety demonstrated & Technology demonstrated	Farmer's Existing plot				Demonstration plot			
		Gross Cost (Rs/ha)	Gross return (Rs/ha)	Net Return (Rs/ha)	B:C ratio	Gross Cost (Rs/ha)	Gross return (Rs/ha)	Net Return (Rs/ha)	B:C ratio
1	IPL-316	Crop Standing							

C. Socio-economic impact parameters

Sl. No.	Crop and variety Demonstrated	Total Produce Obtained (kg)	Produce sold (Kg/household)	Selling Rate (Rs/Kg)	Produce used for own sowing (Kg)	Produce distributed to other farmers (Kg)	Purpose for which income gained was utilized	Employment Generated (Mandays/ house hold)
1.	IPL-316	Crop Standing						

D. Pulse Farmers' Perception of the interventions demonstrated:

Sl. No.	Technologies demonstrated (with name)	Farmers' Perception parameters					
		Suitability to their farming system	Likings (Preference)	Affordability	Any negative effect	Is Technology acceptable to all in the group/village	Suggestions, for change/ improvement, if any
1	Variety IPL-316	Crop Standing					

E. Specific Characteristics of Technology and Performance

Specific Characteristic	Performance	Performance of Technology vis-a vis Local Check	Farmers Feedback
Variety IPL-316, seed treatment with PSB+Rhizobium+Fungicide (Carbendazim), Line showing and application of sulphur and zinc	Crop Standing		

F. Extension activities under FLD conducted:

Sl. No.	Extension Activities organized	Date and place of activity	Number of farmer attended
1.	Training		
2.	Field Visit	27.01.2020 Khem Matihiniya	4
3.	Field Day		

G. Sequential good quality Photographs (as per crop stages i.e. growth & development)



H. Farmers' Training Photographs

I. Quality Action Photographs of field visits/ field days and technology demonstrated:

J. Details of Budget utilization: :(From Dec to Jan, 2020)

Crop (provide crop wise information)	Items	Budget Received (Rs.)	Budget Utilization (Rs.)	Balance (Rs.)
Lentil	i) Critical input	136347 (overall pulses)	61,548	
	ii) TA/DA/POL etc. for monitoring		10,560	
	iii) Extension Activities (Field day)		0	
	iv) Publication of literature		0	
	Total	136347 (overall pulses)	72,108	

Crop 4: Rapeseed and Mustard.

A. Technical Parameters: 2019 (Results)

S. N.	Crop demonstrated	Existing (Farmer's) variety name	Existing yield (q/ha)	Yield gap (Kg/ha) w.r.to			Name of Variety + Technology demonstrated	No. of farmers	Area (ha)	Yield obtained (q/ha)			Yield gap minimized (%)		
				District yield (D)	State yield (S)	Potential yield (P)				Max.	Min.	Av.	D	S	P

B. Economic Parameters

Sl. No.	Variety demonstrated & Technology demonstrated	Farmer's Existing plot				Demonstration plot			
		Gross Cost (Rs/ha)	Gross return (Rs/ha)	Net Return (Rs/ha)	B:C ratio	Gross Cost (Rs/ha)	Gross return (Rs/ha)	Net Return (Rs/ha)	B:C Ratio
1	R. Suflam	12400	51330	38930	4.13	13600	64605	51005	4.75

C. Socio-economic impact parameters

Sl. No.	Crop and variety Demonstrated	Total Produce Obtained (kg)	Produce sold (Kg/household)	Selling Rate (Rs/Kg)	Produce used for own sowing (Kg)	Produce distributed to other farmers (Kg)	Purpose for which income gained was utilized	Employment Generated (Mandays/ house hold)
1.	R. Suflam	29200	26280	44.25	20	2900	Day to Day Family need	16

D. Oilseed Farmers' Perception of the interventions demonstrated:

Sl. No.	Technologies demonstrated (with name)	Farmers' Perception parameters					
		Suitability to their farming system	Likings (Preference)	Affordability	Any negative effect	Is Technology acceptable to all in the group/village	Suggestions, for change/ improvement, if any
1	R. Suflam Seed, PSB, Carbendazim, Sulphur, Zinc, Herbicide and Insecticide	Suitable for Sugarcane based cropping system	Bold grain size and high oil percentage	Yes	Nil	Yes	Timely showing increase yield

E. Specific Characteristics of Technology and Performance

Specific Characteristic	Performance	Performance of Technology vis-a vis Local Check	Farmers Feedback
R. Suflam Seed, PSB, Carbendazim, Sulpur, Zinc, Herbicide and Insecticide	High yielding and suitable for Sugarcane based cropping system	Very good	Better than local check

Crop 4: Rapeseed and Mustard.

A. Technical Parameters: 2020 (Crop Standing)

S. N.	Crop demonstrated	Existing (Farmer's) variety name	Existing yield (q/ha)	Yield gap (Kg/ha) w.r.to			Name of Variety + Technology demonstrated	No. of farmers	Area (ha)	Yield obtained (q/ha)			Yield gap minimized (%)		
				District yield (D)	State yield (S)	Potential yield (P)				Max.	Min.	Av.	D	S	P
1.	Rapeseed	RH 0749	Crop Standing												

B. Economic Parameters

Sl. No.	Variety demonstrated & Technology demonstrated	Farmer's Existing plot				Demonstration plot			
		Gross Cost (Rs/ha)	Gross return (Rs/ha)	Net Return (Rs/ha)	B:C ratio	Gross Cost (Rs/ha)	Gross return (Rs/ha)	Net Return (Rs/ha)	B:C Ratio
1	RH 0749	Crop Standing							

C. Socio-economic impact parameters

Sl. No.	Crop and variety Demonstrated	Total Produce Obtained (kg)	Produce sold (Kg/household)	Selling Rate (Rs/Kg)	Produce used for own sowing (Kg)	Produce distributed to other farmers (Kg)	Purpose for which income gained was utilized	Employment Generated (Mandays/ house hold)
1.	RH 0749	Crop Standing						

D. Oilseed Farmers' Perception of the interventions demonstrated:

Sl. No.	Technologies demonstrated (with name)	Farmers' Perception parameters					
		Suitability to their farming system	Likings (Preference)	Affordability	Any negative effect	Is Technology acceptable to all in the group/village	Suggestions, for change/ improvement, if any
1	RH 0749	Crop Standing					

E. Specific Characteristics of Technology and Performance

Specific Characteristic	Performance	Performance of Technology vis-a vis Local Check	Farmers Feedback
RH 0749	Crop Standing		

F. Extension activities under FLD conducted:

Sl. No.	Extension Activities organized	Date and place of activity	Number of farmer attended
1.	Training	05.11.2020 , KVK, Gopalganj	50
2.	Field Visit	27.01.2020 Khem Matihiniya	7
3.	Field Day	27.01.2020, Khem Matihiniya	15

G. Sequential good quality Photographs (as per crop stages i.e. growth & development)

H. Farmers' Training Photographs



I. Quality Action Photographs of field visits/ field days and technology demonstrated:



J. Details of Budget utilization: :(From Dec to Jan, 2020)

Crop (provide crop wise information)	Items	Budget Received (Rs.)	Budget Utilization (Rs.)	Balance (Rs.)
Rapeseed and Mustard	i) Critical input	83,605	4,46,975	
	ii) TA/DA/POL etc. for monitoring		3500	
	iii) Extension Activities (Field day)		288	
	iv)Publication of literature Return to ATARI, Patna		0	
	Total		83,605	

Thematic Area	No. of Courses	No. of Participants									Grand Total		
		Other			SC			ST			M	F	T
		M	F	T	M	F	T	M	F	T			
Piggery Management													
Rabbit Management													
Disease Management													
Feed management													
Production of quality animal products													
Others, if any (Goat farming)	1	20	7	27	3	0	3	0	0	0	23	7	30
Others, Farm Act	1	30	0	30	0	0	0	0	0	0	30	0	30
TOTAL	2	50	7	57	3	0	3	0	0	0	53	7	60
V. Home Science/Women empowerment													
Household food security by kitchen gardening and nutrition gardening	3	0	66	66	0	34	34	0	0	0	0	10	10
Design and development of low/minimum cost diet													
Designing and development for high nutrient efficiency diet													
Minimization of nutrient loss in processing													
Gender mainstreaming through SHGs													
Storage loss minimization techniques													
Enterprise development													
Value addition	1	0	12	12	0	13	13	0	0	0	0	25	25
Income generation activities for empowerment of rural Women													
Location specific drudgery reduction technologies													
Rural Crafts													
Capacity building													
Women and child care													
Others, if any													
TOTAL	4	0	78	78	0	47	47	0	0	0	0	12	12
VI. Agril. Engineering													
Installation and maintenance of micro irrigation systems	1	30	0	30	0	0	0	0	0	0	30	0	30
Use of Plastics in farming practices													
Production of small tools and implements													
Repair and maintenance of farm machinery and implements	1	18	1	19	1	0	1	0	0	0	19	1	20
Small scale processing and value addition													
Post Harvest Technology	1	24	0	24	1	0	1	0	0	0	25	0	25
Others, if any Farm mechanization	2	41	2	43	8	1	9	0	0	0	49	3	52
Drudgery reduction													
TOTAL	5	113	3	116	10	1	11	0	0	0	123	4	127
VII. Plant Protection													
Integrated Pest Management	9	223	15	238	13	4	17	0	0	0	236	19	255
Integrated Disease Management	1	21	3	24	1	0	1	0	0	0	22	3	25
Bio-control of pests and diseases													
Production of bio control agents and bio pesticides													
Others, if any Mushroom Production	1	19	2	21	1	0	1	0	0	0	20	2	22

Production and use of organic inputs													
Gender mainstreaming through SHGs													
Crop intensification	1	20	0	20	5	0	5	0	0	0	25	0	25
Others if any													
TOTAL	6	79	14	93	19	68	87	0	0	0	98	82	180

Please furnish the details of training programmes as Annexure in the proforma given below

Discipline	Clientele	Title of the training programme	Duration in days	Venue (Off / On Campus)	Number of participants			Number of SC/ST		
					Male	Female	Total	Male	Female	Total
Agronomy										
06.01.20	PF	Weed management in rabi crops	1	On	16	9	25	2	7	9
22.01.20	PF	INM in wheat crop	1	Off	28	0	28	0	0	0
23.06.20	PF	Fertilizer management in Kharif paddy	1	Off	27	0	27	0	0	0
05.11.20	PF	Scientific cultivation of oilseed	1	On	45	5	50	3	2	5
10.11.20	PF	Scientific cultivation of oilseed	1	On	29	1	30	2	1	3
Plant Protection										
06.01.20	PF	IPM in Potato	1	Off	26	4	30	2	2	4
13.01.20	PF	IPM in vegetable crops	1	Off	23	2	25	2	0	2
20.01.20	PF	Mushroom production	1	Off	20	2	22	1	0	1
28.01.20	PF	IPM in Pigeonpea	1	Off	28	0	28	0	0	0
14.02.20	PF	IPM in sugarcane	1	On	25	0	25	3	0	3
03.11.20	PF	IPM in vegetable crops	1	Off	24	0	24	2	0	2
09.11.20	PF	Seed treatment in rabi crops	1	On	22	3	25	1	0	1
01.12.20	PF	IPM in Potato	1	On	22	3	25	1	0	1
04.12.20	PF	IPM in maize	1	On	25	2	27	0	2	2
07.12.20	PF	IPM in oilseed	1	On	24	2	27	2	0	2
14.12.20	PF	IPM in oilseed	1	On	39	5	44	1	0	1
Animal Science										
10-12.11.20	PF	Goat production	3	Off	22	8	30	3	0	3
25.11.20	PF	Farm Act	1	On	30	0	30	0	0	0
Horticulture										
07.01.20	PF	Quality seed production in cauliflower	1	Off	25	0	25	3	0	3

31.01.20	PF	Microirrigation system in orchard	1	Off	25	0	25	5	0	5
03.02.20	PF	Use of shed net for nursery purpose	1	Off	25	0	25	4	0	4
18.02.20	PF	Nursery raising of vegetable crops	1	On	24	1	25	2	1	3
05.11.20	PF	Cultivation of Diara land vegetables	1	On	25	0	25	2	0	2

Agriculture Engineering

13.01.20	PF	RCT for sustainable production of cereal crops	1	Off	27	0	27	6	0	6
25.01.20	PF	Improved irrigation practices for better production of crops	1	Off	30	0	30	0	0	0
17.02.20	PF	Different types of grain storage structure and its importance	1	On	25	0	25	1	0	1
01.12.20	PF	Operation and safety of happy seeder	1	Off	19	1	20	1	0	1
03.12.20	PF	Zero tillage system and improved irrigation practices for better production of crops	1	On	22	3	25	2	1	3

Home Science

19.02.20	PF	Value addition of mushroom	1	On	0	25	25	0	13	13
25.09.20	PF	Nutrition Garden	1	On	0	50	50	0	0	0
12.10.20	PF	Nutrition Garden	1	On	0	25	25	0	21	21
17.11.20	PF	Kitchen gardening for growing rabio vegetables	1	Off	0	31	31	0	31	31
15.11.20	PF	Value addition of seasonal fruits	1	Off	3	22	25	3	20	23

Agronomy

	RY									
--	----	--	--	--	--	--	--	--	--	--

Plant Protection

24 th -26 th Feb, 20	RY	Mushroom cultivation	3	On	5	20	25	0	13	13
--	----	----------------------	---	----	---	----	----	---	----	----

04 th -08 th Nov,20	RY	Mushroom production	5	On	16	13	29	1	2	3
Horticulture										
20 th -24 th Jan, 20	RY	Raising of different vegetable seedlings for selling purpose	5	On	25	0	25	2	0	2
Agriculture Engineering										
06 th -09 th Jan, 20	RY	Green houses for protected cultivation of crops/vegetable	4	On	14	18	32	4	6	10
Home Science										
13 th - 16 th Jan, 20	RY	Candle making	4	Off	2	24	26	0	3	3
Agronomy										
23.01.20	EF	Crop diversification for generation of higher income	1	Off	25	0	25	5	0	5
Horticulture										
29.02.20	EF	Rejuvenation of orchard of mango and litchi	1	Off	23	2	25	6	0.	6
21.12.20	EF	INM in horticultural crops	1	Off	25	0	25	4	0	4
Agriculture Engineering										
21.12.20	EF	Operation, safety and maintenance of happy seeder	1	Off	25	0	25	4	0	4
Home Science										
07.01.20	EF	Health care of child and women during pregnancy and lactation period	1	Off	0	30	30	0	18	18
21.09.20	EF	Nutrition Garden	1	On	0	50	50	0	50	50

H) Vocational training programmes for Rural Youth

Details of training programmes for Rural Youth

Crop / Enterprise	Identified Thrust Area	Training title*	Duration (days)	No. of Participants			Self employed after training			Nos. of persons employed else where
				Male	Female	Total	Type of units	No. of units	No. of persons employed	
Vermicompost	Production and use of organic	Vermicompost Production	3	31	4	35				

	inputs									
Farm Machinery	Repair and maintenance of farm machinery and implements	Maintenance of Farm Machinery and equipments	3	35	0	35				
Mushroom Production	Mushroom Production	Mushroom Production	3	34	1	35				
Mushroom	Value addition	Value added Mushroom Products	3	0	35	35				
Goat Farming	Goat Farming	Goat production	3	29	6	35				
Vegetable crops	Cultivation of vegetable	Vegetable production	3	35	0	35				
Herbal Gulal	Income generation activities for empowerment of rural women	Herbal Gulal	3	0	35	35				
Energy food drinks	Design and development for high nutrient efficiency diet	Energy food preparation	3	23	12	35				
Poshan Watika	Hosehold food security by kitchen gardening and nutrition gardening	Poshan Watika	3	21	14	35				
Value addition of fruits and vegetables	Value addition	Value addition of seasonal fruits and vegetables	3	18	17	35				
Bee keeping	Bee keeping	Bee Keeping	3	31	4	35				
Poultry	Poultry production	Backyard Poultry	3	25	10	35				
Quail farming	Quail farming	Bater Palan	3	35	0	35				
Pisciculture	Composite fish culture	Fish Production	3	35	0	35				
IFS	IFS	IFS	3	25	10	35				
Soiltesting	Soil and water testing	Soil Testing	3	30	5	35				

*training title should specify the major technology /skill transferred

D) Sponsored Training Programmes

S. N.	Title	Thematic area	Month	Duration (days)	Client	No. of courses	No. of Participants										Sponsor. Agency
							Male			Female			Total				
					Others		SC	ST	Others	SC	ST	Others	SC	S	T	Total	
1	Mushroom production	Mushroom Production	Jan	1	EF	1	0	0	0	82	81	0	82	81	0	163	DDM
2	Farm machinery for different farm operation and techniques adopted to reduce wheel slippage	Farm Mechanization	Jan	1	PF	1	285	70	0	20	25	0	355	45	0	400	DAO
3	Soil health card distribution, fertilizer management in crop production as per SHC	Integrated Crop Management	February	1	PF	1	40	10	0	0	0	0	40	10	0	50	DAO
4	Soil health card distribution, fertilizer management in crop production as per SHC	Integrated Crop Management	February	1	PF	1	120	15	0	5	0	0	125	20	0	145	DAO
5	IPM in sugarcane	IPM	February	1	PF	1	100	18	0	20	2	0	120	20	0	140	DAO
4	IPM in sugarcane	IPM	February	1	PF	1	120	30	0	15	10	0	135	40	0	175	DAO
5	IPM in cereal crops	IPM	February	1	PF	1	48	7	0	20	25	0	68	32	0	100	BSSOC A
6	Organic farming	Production and use of organic inputs	February	1	PF	1	48	7	0	20	25	0	68	32	0	100	BSSOC A
7	Organic farming, SHC	Production and use of organic inputs	February	1	PF	1	28	20	0	15	12	0	48	27	0	75	DAO
8	Use of drip irrigation	Micro irrigation system of orchards	February	1	PF	1	100	18	0	20	12	0	120	30	0	150	Sidwliya Sugar mill
9	Use of drip irrigation	Micro irrigation system of orchards	February	1	PF	1	120	30	0	15	10	0	135	40	0	175	Harkhua sugar mill
10	Management of ratoon crop for higher income	Cultivation of crops	March	1	PF	1	135	7	0	5	3	0	140	10	0	150	Vishnu Sugar mill
11	Management of ratoon crop for higher income	Cultivation of crops	March	1	PF	1	95	10	0	5	0	0	100	10	0	110	Vishnu Sugar mill
12	IPM in sugarcane	IPM	March	1	PF	1	95	10	0	5	0	0	100	10	0	110	Vishnu Sugar mill
13	Seed production in sugarcane	Seed production	Dec	1	PF	1	90	10	0	0	0	0	90	10	0	100	Sidwliya sugar mill

3.4. A. Extension Activities (including activities of FLD programmes)

Nature of Extension Activity	No. of activities	Farmers				Extension Officials			Total		
		M	F	T	SC/ ST (% of total)	Male	Female	Total	Male	Female	Total
Field Day	5	81	0	81	10	0	0	0	81	0	81
KisanMela	1	149	17	166	49	7	0	7	156	17	173
KisanGhoshi	1	68	4	72	11	5	1	6	73	5	78
Exhibition											
Film Show											
Method Demonstrations											
Farmers Seminar											
Workshop	4	0	0	0	0	20	4	24	20	4	24
Group meetings	12	0	0	0	0	18	0	18	18	0	18
Lectures delivered as resource persons	2	0	0	0	0	30	20	50	30	20	50
Advisory Services											
Scientific visit to farmers field	144	140	4	144	10	5	1	6	145	5	150
Farmers visit to KVK	677	670	7	677	12	5	1	6	675	8	683
Diagnostic visits	50	280	8	288	10	5	1	6	285	9	294
Exposure visits	1	39	17	56	30	4	1	5	43	18	61
Ex-trainees Sammelan											
Soil health Camp											
Animal Health Camp											
Agri mobile clinic											
Soil test campaigns											
Farm Science Club Conveners meet											
Self Help Group Conveners meetings											
Mahila Mandals Conveners meetings											
Celebration of important days (specify)											
Gandhi Jayanti	1	3	42	45	77	3	1	4	6	43	49
Mahila Kisan Diwas	1	3	50	50	58	4	1	5	5	51	56
Consumer Day	1	21	4	25	28	4	1	5	25	5	30
Global Potato Conclave (Live Telecast)	1	56	19	75	20	4	1	5	60	20	80
Swatchta Pakhawara	14	200	8	208	10	28	3	31	228	11	239
Garib Kalyan Rojgar Abhiyan Live Telecast	1	25	0	25	8	5	1	6	30	1	31
Any Other (Specify)											
Poshan mela											
Kisan Choupal											
Farmer Scientist interaction											
Mahila Diwas	1	0	100	100	10	5	1	6	5	101	106
World Soil Day	1	47	3	50	6	4	1	5	51	4	55
Live telecast (mann ki baat)											
Kisano ki Baat Mantri ke Sath	1	12	0	12	0	3	1	4	15	1	16
Launch of E-Gopal App and Dr. RPCAU New building (Live Telecast)	1	38	3	41	7	5	1	6	43	4	47
State Level Workshop cum Training for Anganwadi (Poshan Maah)	2	0	100	100	26	3	5	8	3	108	111
Jal Jiwan Haryali Inauguration of CRA programme by Hon'ble CM	1	84	20	104	29	9	1	10	93	21	114
Live telecast PM Samman Nidhi Yojna	1	92	18	110	15	5	1	6	97	19	116
Registration of farmers in events	2	50	0	50	10	12	2	14	62	2	64
Video upload (PM Kisan)	8	8	0	8	0	2	0	2	10	0	10
Total	930	1985	424	2406		192	50	245	2178	477	2655

B. Other Extension activities

Nature of Extension Activity	No. of activities
Newspaper coverage	100
Radio talks	
TV talks	3
Popular articles	2
Extension Literature	
Other, if any	

3.5 a. Production and supply of Technological products

Village seed

Crop	Variety	Quantity of seed (q)	Value (Rs)	No. of farmers involved in village seed production	Number of farmers to whom seed provided			
					SC	ST	Other	Total
Total								

KVK farm

Crop	Variety	Quantity of seed (q)	Value (Rs)	Number of farmers to whom seed provided			
				SC	ST	Other	Total
Chick pea	BG 372	6.0					
Pea	HFP 4	5.37					
Wheat	HD2967	170.0					
Green Gram	IPM 02-03	2.0					
Paddy	Rajendra Sweta	180.0 (approx)					
Grand Total							

Production of planting materials by the KVKs

Crop	Variety	No. of planting materials	Value (Rs)	Number of farmers to whom planting material provided			
				SC	ST	Other	Total
Vegetable seedlings							
Cauliflower	Garima	17100	11480.00				
Cabbage							
Tomato		13385	5354.00				
Brinjal		600	480.00				
Chilli							
Onion							
Others							
Fruits							
Mango	Maldev, Dashahri, Bombay, Gulab Khas	225.5 kg	6765.00				

Guava							
Lime							
Papaya	Red lady	76 plant	2280.00				
Banana							
Others (Litchi)	Shahi, Bedana, Rose scented	167 kg	5010.00				
Ornamental plants							
Medicinal and Aromatic							
Plantation							
Spices							
Turmeric							
Tuber							
Elephant yams							
Fodder crop saplings							
Forest Species							
Others, pl.specify							
Total							

Production of Bio-Products

Name of product	Quantity	Value (Rs.)	No. of Farmers benefitted			
	Kg		SC	ST	Other	Total
Bio-fertilizers						
Bio-pesticide						
Bio-fungicide						
Bio-agents						
Others, please specify. (Vermicompost)	4000	20000	Used at farm			
Total						

Production of livestock materials

Particulars of Live stock	Name of the breed	Number	Value (Rs.)	No. of Farmers benefitted			
				SC	ST	Other	Total
Dairy animals							
Cows							
Buffaloes							
Calves							
Others (Pl. specify)							
Small ruminants							
Sheep							
Goat							
Other, please specify							
Poultry							
Broilers							
Layers							
Duals (broiler and layer)							
Japanese Quail							

Turkey				
Emu				
Ducks				
Others (Pl. specify)				
Piggery				
Piglet				
Hog				
Others (Pl. specify)				
Fisheries				
Indian carp				
Exotic carp				
Mixed carp				
Fish fingerlings				
Spawn				
Others (Pl. specify)				
Grand Total				

3.5. b. Seed Hub Programme - "Creation of Seed Hubs for Increasing Indigenous Production of Pulses in India"

i) Name of Seed Hub Centre:

Name of Nodal Officer :	
Address :	
e-mail :	
Phone No. :	
Mobile :	

ii) Quality Seed Production Reports

Season	Crop	Variety	Production (q)			
			Target	Area sown (ha)	Production	Category of Seed (F/S, C/S)
Kharif 2018						
Rabi 2019						
Summer/Spring 2019						

iii) Financial Progress

Fund received (2016-17, 2017-18 and 2019)	Expenditure (Rs. in lakhs)		Unspent balance (Rs. in lakhs)	Remarks
	Infrastructure	Revolving fund		
2016-17				
2017-18				
2019				

iv) Infrastructure Development

Item	Progress
Seed processing unit	
Seed storage structure	

3.6. (A) Literature Developed/ Published (with full title, author & reference)

Item	Title	Author's name	Number	Circulation
Research paper	Effect of Hormonal and Herbal Treatments on Oestrus in Cattle	R.K. Roy and K.Kusum	International Journal of Current Microbiology and Applied Sciences. (2020)9(8):3316-3319	
	Dynamic behaviour of high powered agricultural tractor for haulage operation	Naveen Kumar, Sanjeev Kumar, Ritesh Kumar & K.P. Pandey	Pantnagar journal of research (2020) 18:1:69-75	
Seminar/conference/ symposia papers	Disease Prevalence in crossbred cattle of Bihar in Middle Indo-Gangetic Plains	Pankaj Kumar, Ramakrishna Roy, Dinesh Mahto, Bidya Shankar Sinha, Rashmi Rekha Kumari and Abhay Kumar	International web conference on Global Research Initiatives for sustainable Agriculture and Allied sciences (GRISAAS-2020) 28 th -30 th December, 2020	
Books				
Bulletins				
News letter				
Popular Articles	Best Farm Machinery Packages to avoid burning of straw	Naveen Kumar and R.K. Roy	Vol2. Issue 10 Agriculture and Food : e-newsletter	
	Vaigyanik Vidhi se Karein Kele kikhethi, Milega adhik labh (kehtibari)	Dr. Amit Visen	Prabhat Khabar (patna) pp12 18.07.20	
Book Chapter	Broiler Palan: Ek labhkari vyavsay Layer Palan: Ek labhkari Vyavsay	Dr. R.K. Roy Dr. R.K. Roy	Technology Basket 2020-21. Pravasi Mazdooron ke liye krishi Taknik	

Extension Pamphlets/ literature				
Technical reports	Annual Progress Report 2020 Annual Action Plan 2021 SREP Gopalganj	Dr. Ramakrishna Roy, Shri sanjay Kumar, Dr. Md. Sajid Hussain, Er. Naveen Kumar, Dr Amit Visen, Dr. Anita Gautam		
Electronic Publication (CD/DVD etc)				
TOTAL				

N.B.: Please enclose a copy of each. In case of literature prepared in local language please indicate the title in English

(B) Details of HRD programmes undergone by KVK personnel:


Sl. No.	Name of programme	Name of course	Name of KVK personnel and designation	Date and Duration	Organized by
1.	Webinar/ virtual trainings	Environment in 2020: Vision and Mission	Er. Naveen Kumar, SMS (FMP)	12.07.20	
		Farmer Producer Organization for better future	Dr. Ramakrishna Roy Sr. Scientist and Head	22.07.20	
		Marketing of medicinal and aromatic plants	Dr. Ramakrishna Roy Sr. Scientist and Head	24.07.20	
		Precision Farming in Banana	Dr. Ramakrishna Roy Sr. Scientist and Head, Dr. Amit Visen SMS (Horticulture)	25.07.20	
		Ensuring food safety, security and sustainability through crop protection	Dr. Ramakrishna Roy Sr. sc and Head,, Shri sanjay kumar SMS (Entomology) Er. Naveen kumar SMS (FMP)	5 th to 6 th August, 2020	
		Agriplanning for disaster management time: flood and covid-19	Dr. Md. Sajid Hussain SMS (Agronomy)	6 th to 8 th August, 2020	
		Agrinutrition cum training programme of Anaganwadi workers	Dr. Anita Gautam SMS (Home Sc.)	17 th to 19 th August, 2020	
		Mushroom production: An emerging avenue for rural youth self employment	Shri Sanjay kumar SMS (Entomology) Dr. Anita Gautam SMS (Home Sc.)	26 th to 27 th Auust, 2020	
		Role of blance nutrition in mitigating malnutrition	Dr. Ramakrishna Roy Sr. Scientist and Head Dr. Anita Gautam SMS (Home Sc.)	26.09.20	
		Boosting Immunity through horticulture	Dr. Amit Visen\SMS (Horticulture)	1 st to 9 th septemebr, 2020	

		Agriculture Farm machinery modernizing agriculture: A subtheme for transforming Agriculture	Er. Naveen kumar SMS (FMP)	03.10.20	
		Hydroinformatics for smart water management in agriculture	Er. Naveen Kumar SMS (FMP)	20.10.20	
		Technical Assistance and Research for Indian Agriculture and Nutrition (TARINA)	Dr. Ramakrishna Roy Sre. Sc. And Head	12.12.20	
2.	Training (virtual mode)	Training on Fisheries cum Convergence meeting	Dr. Ramakrishna Roy Sr. Sc. & Head	22.12.20	Directorate of Fisheries, New Delhi
		India International Science Festival	Dr. Ramakrishna Roy	23.12.20	
3.	National conference	National Web conference on Augmenting vegetable productivity through recent techniques	Dr. Amit Visen, SMS (Hort.)	9 th to 10 th Septemebr, 2020	
		National level consultation on “Principles and practices of BPKP-Natural Farming”	Dr. Ramakrishna Roy Sr. Scientist and Head	29 th -30 th September, 2020	Niti Ayog
4	Winter school				
5	Workshop	Third Annual Zonal Review workshop of KVKs of ICAR, ATARI, Patna	Dr. Ramakrishna Roy Sr. Scientist and Head	20 th to 21 st July, 2020	
		Annual Action Plan (20-21)	Dr. Ramakrishna Roy Sr. Sc. and Head	20 th to 21 st July, 2020	
		One day Workshop cum Training Programme on Climate Resilient Agriculture	Dr. Ramakrishna Roy Sr. Scientist and Head	28.10.20	CAS, DrRPCAU, Pusa
		Sensitization workshop on transforming Animal husbandry	Dr. Ramakrishna Roy Sr. Sc. and head	28.11.20	
6.	Meeting	Meeting on “Poshan”	Dr. Ramakrishna Roy Sr. Sc and Head	11.09.20	ATARI, Patna
		“One Nation One Market”	Dr Ramakrishna Roy	03.10.20	
		Outreach Programme for KVK farmers on Farm Act	Dr. Ramakrishna Roy Sr. Sc. & Head	07.10.20	
		Popularization of Farm Mobile Apps through KVKs	Dr. Ramakrishna Roy Sr. Sc. & Head	09.10.20	

3.7. Success stories/Case studies, if any (two or three pages write-up on 1-2 best case(s) with suitable action photographs)


Success Story-1.

Name of farmer	Smt. Rekha Kumari
Address	Vill-Hathua, Post-Hathua, PS-Hathua, Block-Hathua, Gopalganj
Contact details (Phone, mobile, email Id)	9708920937
Landholding (in ha.)	0.4 ha
Name and description of the farm/enterprise	Mushroom Production, Button Mushroom compost Preparation through Pipe and production of Button mushroom, Mushroom spawn production and sale, Oyster mushroom production, Value added



Success Story-2


Name of farmer	Sri Shambhu Kumar Chaubey
Address	Vill-Barauli Chaubey Tola, Post-Barauli, PS-Barauli, Block- Barauli, Gopalganj-841405
Contact details (Phone, mobile, email Id)	9006346224
Landholding (in ha.)	2.0 ha
Name and description of the farm/ enterprise	Poultry, Goatry, Fishery.
Economic impact	150 Goats, 11000 Layers and 0.6 ha pond provides income of Rs. 80 Lakhs per annum. A website has been active for marketing of eggs.
Social impact	Layer farming provides employment to many farmers in Gopalganj district. Large number of layer farms can be seen in Barauli, Manjha, Kuchaikote and other blocks of the district.
Environmental impact	Poultry litter is used in fish pond for growth of planktons which is natural food for fishes.
Horizontal/ Vertical spread	The technical know how and the experience of handling critical situation during crisis (covid 19) is being transferred to other farmers for cost reduction in feed cost.



Success Story-3

Name of farmer	Sri Mrityunjay Kumar
Address	Vill-Roopchap, Post-Durg Matihiniya, PS-Bishambharpur, Block- Kuchaikote, Gopalganj-841401
Contact details (Phone, mobile, email Id)	6204031149
Landholding (in ha.)	4.0 ha
Name and description of the farm/	Poultry, Goatry, Fishery, Crop production,

enterprise	Sugarcane Production (Inter crop)
Economic impact	40 Goats, 1000 Broilers and 0.22 ha pond provides income of Rs. 13.5 Lakhs per annum.
Social impact	Farmers in vicinity villages such as Sipaya, Rupchap, Tiwari Matihiniya have taken goat farming, Broiler production as enterprises.
Environmental impact	Poultry litter is used in fish pond for growth of planktons which is natural food for fishes.
Horizontal/ Vertical spread	Near by villages



Success Story-4

Name of farmer	Sri Umesh Yadav
Address	Vill-Khem Matihiniya, Post-Durg Matihiniya, PS-Bishambharpur, Block- Kuchaikote, Gopalganj-841401
Contact details (Phone, mobile, email Id)	9504345042
Landholding (in ha.)	7.4 ha
Name and description of the farm/enterprise	Dairy, Crop production, Sugarcane Production (Inter Crop)
Economic impact	Dairy, Oilseed, Cereal, Horticulture, Sugarcane intercrop etc. Provides him an income of Rs. 9.86 Lakhs per annum.
Social impact	Dairy production as an enterprise in the vicinity villages like Khem Matihiniya, Tiwari Matihiniya etc.
Environmental impact	Cow dung used as FYM.
Horizontal/ Vertical spread	Near by villages




Success Story-5

Name of farmer	Md. Jamal Ahmad
Address	Vill-Amwa Bijaipur, Post-Durg Matihiniya, PS-Bishambharpur, Block- Kuchaikote, Gopalganj-841401
Contact details (Phone, mobile, email Id)	9934220685
Landholding (in ha.)	1.5 ha
Name and description of the farm/ enterprise	Nursery raising
Economic impact	Nursery raising provides him net income of Rs. 7.3 lakhs per annum. Sale of agro forestry plants has enhanced his income.
Social impact	Supply of agro forestry, mango, litchi, guava, jackfruit, plants to the farmers increase the green cover in the district.
Environmental impact	Green cover cleans the environment.
Horizontal/ Vertical spread	Near by villages

Income					
S. No.	Particulars	Before intervention		After intervention	
		Description	Income (Rs.)	Description	Income (Rs.)
1.	Mango Plants	1000 plants @ Rs 100/plant	1,00,000	3000@Rs.100/ Plant	3,00,000
2.	Litchi Plants	2500 plants @ Rs. 50/plant	1,25,000	3000@Rs.50 / Plant	1,50,000
3.	Guava Plants	1000 plants @ Rs.20/plant	20,000	1000 plants @ Rs.20/plant	20,000
4.	Jackfruit plants	1000 plants @Rs.20/plants	20,000	1000 plants @ Rs.20/plant	20,000
5.	Mahogany	-	-	10,000 plants @ Rs.20/plant	2,00,000
6.	Teak	-	-	2,000 plants @ Rs.20/plant	40,000
			2,65,000		7,30,000
Expenses					
I	Labour charges				
1.	Mango	Rs.10/plant	10,000	Rs.10/plant	30,000
2.	Litchi	Rs.5/plant	12,500	Rs.5/plant	15,000
3.	Guava	Rs.5/plant	5,000	Rs.5/plant	5,000
4.	Jackfruit	Rs. 5/Plant	5,000	Rs. 5/Plant	5,000
5.	Mahogany	Rs. 5/ Plant	-	Rs. 5/ Plant	50,000
6.	Teak	Rs. 5/plant	-	Rs. 5/plant	10,000
	Total		32,500		1,15,000
II. Other expenses					

1.	Mango	Rs. 10/ plant
2.	Litchi	Rs.5/ plant
3.	Guava	Rs. 5/plant
4.	Jackruit	Rs.5/ Plant
5.	Mahogany	Rs.5/plant
6.	Teak	Rs.5/plant



3.8. Give details of innovative methodology or innovative technology of Transfer of Technology developed and used during the year

Sl. No.	Name/ Title of the technology	Name/ Details of the Innovator(s)	Brief details of the Innovative Technology

3.9. a. Give details of indigenous technology practiced by the farmers in the KVK operational area which can be considered for technology development (in detail with suitable photographs)

Sl. No.	Crop / Enterprise	ITK Practiced	Purpose of ITK

b. Give details of organic farming practiced by the farmer

Sl. No.	Crop / Enterprise	Area (ha)/ No. covered	Production	No. of farmers involved	Market available (Y/N)

3.10. Indicate the specific training need analysis tools/methodology followed by KVKs

Sl. No.	Brief details of the tool/ methodology followed	Purpose for which the tool was followed

3.11. a. Details of equipment available in Soil and Water Testing Laboratory

Sl. No	Name of the Equipment	Qty.
1	Mridaparikshak	1 nos.

3.11.b. Details of samples analyzed so far :

Number of soil samples analyzed			No. of Farmers	No. of Villages	Amount realized (in Rs.)
Through mini soil testing kit/labs	Through soil testing laboratory	Total			

3.11.c. Details on World Soil Day

Sl. No.	Activity	No. of Participants	No. of VIPs	Name (s) of VIP(s)	Number of Soil Health Cards distributed	No. of farmers benefitted
1.	Celebration of world soil day	50	0	0	50	50

3.12. Activities of rain water harvesting structure and micro irrigation system

No of training programme	No of demonstrations	No of plant material produced	Visit by the farmers	Visit by the officials
1				

3.13. Technology week celebration

Type of activities	No. of activities	Number of participants	Related crop/livestock technology

3.14. RAWE/ FET programme - is KVK involved? (Y/N) Yes

No of student trained	No of days stayed
5	3 months (except one)
1. Mukesh Kumar	Regd. No.-VKSCOA/037/2017-18
2. Rajnish Kumar	Regd. No.-MBAC/02/2017-18
3. Goldee Kumari	Regd. No.-MBAC/31/2017-18
4. Pintu Kumar	Regd. No.-2017A090B
5. Jishu Kumari	Regd. No.-1705301035

ARS trainees trained	No of days stayed

3.15. List of VIP visitors (Minister/ MP/MLA/DM/VC/Zila Sabhadipati/Other Head of Organization/Foreigners)

Date	Name of the person	Designation	Purpose of visit
05.01.20	Dr. Ravindra Kumar	Director Research, Bihar Animal Sciences University	Field visit
14.08.20	Shri Bijendra Chaudhary	Joint Director Agriculture, Saran	Joint visit
19.08.20	Shri Amardeep Kumar	Chief Field Manager, IFFCO	IFFCO Nano fertilizer trial
17.09.20	Shri Pushp Raj Himanshu	Child Development Project Officer, Phulwariya Block	Poshan Maah training
17.09.20	Shri Surendra Gilani	Child Development Project Officer, Gopalganj Block	Poshan Maah training
17.09.20	Shri Raghubansh Kumar	Child development Project Officer	Poshan Maah training
21.09.20	Smt. Shobha Rani	Child Development Project Officer, Gopalganj block	Poshan Maah training
14.12.20	Shri Arshad Aziz	District Magistrate, Gopalganj	Jal Jeewan Hariyali

4. IMPACT

4.1. Impact of KVK activities (Not to be restricted for reporting period).

Name of specific technology/skill transferred	No. of participants	% of adoption	Change in income (Rs.)	
			Before (Rs./Unit)	After (Rs./Unit)

NB: Should be based on actual study, questionnaire/group discussion etc. with ex-participants

4.2. Cases of large scale adoption

(Please furnish detailed information for each case)

Horizontal spread of technologies	
Technology	Horizontal spread

Give information in the same format as in case studies

4.3. Details of impact analysis of KVK activities carried out during the reporting period

Sl. No.	Brief details of technology	Impact of the technology in subjective terms	Impact of the technology in objective terms

4.4. Details of innovations recorded by the KVK

Thematic area	
Name of the Innovation	
Details of Innovator	
Back ground of innovation	
Technology details	
Practical utility of innovation	

4.5. Details of entrepreneurship development

Entrepreneurship development	
Name of the enterprise	Mushroom Production
Name & complete address of the entrepreneur	
Role of KVK with quantitative data support:	
Timeline of the entrepreneurship development	
Technical Components of the Enterprise	
Status of entrepreneur before and after the enterprise	
Present working condition of enterprise in terms of raw materials availability, labour availability, consumer preference, marketing the product etc. (Economic viability of the enterprise):	
Horizontal spread of enterprise	

4.6. Any other initiative taken by the KVK

5. LINKAGES

5.1. Functional linkage with different organizations

Name of organization	Nature of linkage
1. District Agriculture Department	Meetings, trainings, joint implementation, contingent plan, technical support.
2. ATMA, Gopalganj	Meetings, Exposure visits, Trainings
3. District Sugarcane Department	Trainings
4. NABARD Gopalganj	Trainings, exposure visits, FPOs
5. Lead Bank (Central Bank, Gopalganj)	Trainings, Meeting and farmer schemes
6. District Rural Livelihoods (Jeevika)	Meetings
7. District Animal Husbandry Department	Meetings
8. District Fisheries Department	Meetings
9. District Horticulture Department	Meetings, Mushroom training
10. District seed Farm, Sipaya	Technical support
11. NHM, DrRPCAU, Pusa	Financial assistance for training, seed production, nursery development
12. Directorate of seed and Farm, TCA, Dholi	Seed production, seed sale, source of seed, seed reviews
13. SRI, Pusa	Seed Production, sugarcane
14. IFFCO, Gopalganj	Trainings
15. BSSOCA, Patna	Trainings
16. Biscomaun	Fertilizer requirement for farm

5.2. List of special programmes undertaken during 20120 by the KVK, which have been financed by ATMA/ Central Govt/ State Govt./NABARD/NHM/NFDB/Other Agencies (**information of previous years should not be provided**)

a) Programmes for infrastructure development

Name of the programme/ scheme	Purpose of programme	Date/ Month of initiation	Funding agency	Amount (Rs.)

(b) Programme for other activities (training, FLD,OFT, Mela, Exhibition etc.)

Name of the programme/ scheme	Purpose of programme	Date/ Month of initiation	Funding agency	Amount (Rs in lakhs.)
GKRA	Skill Development training	July to Oct, 2020		3.28

6. PERFORMANCE OF INFRASTRUCTURE IN KVK

6.1. Performance of demonstration units (other than instructional farm)

Sl. No.	Name of demo Unit	Yr. of estt.	Area (Sq.m)	Details of production			Amount (Rs.)		Remarks
				Variety/ breed	Produce	Qty .	Cost of inputs	Gross income	
1.	Vermi-compost	2008	35	E. fetida					Training and demo
2.	Nursery	2008	10,000	Mango, litchi, aonla, guava,					Training and Demo
3.	Shed Net	2008	105	Seedlings					Training and Demo
4	Seed Processing Plant	2010							Non functional
5.	Mushroom Unit	2018	55	Oyster Button					Training and demo
6	Azolla	2018	2.5						Training and Demo
7.	Shed net	2019	200	Seedling prodn,					Training and demo
8.	Polyhouse	2019	200	Seedling Prod.					Training and demo
	Total								

6.2. Performance of Instructional Farm (Crops)

Name Of the crop	Date of sowing	Date of harvest	Area (ha)	Details of production			Amount (Rs.)		Remarks
				Variety	Type of Produce	Qty.(q)	Cost of inputs	Gross income	
Paddy	12-20 th July, 2019	20 th Nov, 2019	3.0	R. Sweta	FS	86.0			
Paddy	21-26 th July, 2019	21 st Nov, 2019	3.0	R. Sweta	CS	78.0			
Pea	7-8 th Nov, 2019	16-17 th March, 2020	0.5	HFP 4	FS	5.37			
Gram	12-17 th Nov, 2019	2-5 th May, 2020	2.0	BG 732	CS	6.0			
Wheat	25 th , 30 th Nov, 2-5 Dec, 2019	24 th April, 2020	6.0	HD 2967	FS	170.0			
Green	1-2 nd	4-7 th	1.0	IPM 2-3	FS	2.0			

Gram	April, 2020	April, 2020							
Paddy	21-30 th June, 2020	7-9 th Nov, 2020	6.0	Rajendra Sweta	CS	Result Awaited			

6.3. Performance of Production Units (bio-agents / bio pesticides/ bio fertilizers etc.,)

Sl. No.	Name of the Product	Qty. (Kg)	Amount (Rs.)		Remarks
			Cost of inputs	Gross income	
1.					

6.4. Performance of instructional farm (livestock and fisheries production)

Sl. No	Name of the animal / bird / aquatics	Details of production			Amount (Rs.)		Remarks
		Breed	Type of Produce	Qty.	Cost of inputs	Gross income	
1.							
2.							
3.							

6.5. Utilization of hostel facilities

Accommodation available (No. of beds)

Months	No. of trainees stayed	Trainee days (days stayed)	Reason for short fall (if any)
Total :			

(For whole of the year)

6.6. Utilization of staff quarters

Whether staff quarters has been completed:

No. of staff quarters:

Date of completion:

Occupancy details:

Months	Q I	Q II	Q III	Q IV	Q V	Q VI

7. FINANCIAL PERFORMANCE

7.1. Details of KVK Bank accounts

Bank account	Name of the bank	Location	Account Number
KVK Main Account	Uttar Bihar Gramin Bank	Sipaya	1005231130000070
KVK RF Account	Uttar Bihar Gramin Bank	Sipaya	1005231010005130
KVK NHM Account	Uttar Bihar Gramin Bank	Sipaya	1005231010005207
KVK Non ICAR Account	Uttar Bihar Gramin Bank	Sipaya	1005231130000162

7.2. Utilization of funds under CFLD on Oilseed (Rs. In Lakhs)

Item	Released by ICAR		Expenditure		Unspent balance as on 31.01.20
	Kharif	Rabi	Kharif	Rabi	
Rapeseed and oilseed	Nil	5.90605	-	4.62581	(+)1.28024

7.3. Utilization of funds under CFLD on Pulses (Rs. In Lakhs)

Item	Released by ICAR			Expenditure			Unspent balance as on 31.01.21
	Kharif	Rabi	Summer	Kharif	Rabi	Summer	
Green Gram						0.69317	(-)0.69037
Lentil	1.36347				0.72108		
Pigeonpea				0.63959			

7.4. Utilization of KVK funds during the year 2020 (Not audited)

Sl. No.	Particulars	Sanctioned (FY 20-21)	Released (Jan-Dec 2020)	Expenditure (Jan-Dec, 2020)
A. Recurring Contingencies				
1	Pay & Allowances			
2	Traveling allowances	150000	150000	11049
	HRD	2500	2500	-
3	Contingencies			
A	Stationary, telephone, postage, other office charges, POL	300000	300000	260244
B	Training of farmers, training materials, posters, charts, demonstration materials including chemicals required for conducting the training	270000	27000	180261
C	Training of Rural Youth			
D	Training of extension functionaries			
E	Frontline Demonstration on other than pulses and oilseed	95000	95000	97513
F	On Farm Testing	70000	70000	39117
G	Soil and water testing lab	-	-	-
H	Maintenance of building	25000	25000	-
I	Extension activities/exhibition/kisan mela etc	25000	25000	-
J	Swachhta Expenditure	15000	15000	-
TOTAL (A)				
B. Non-Recurring Contingencies				
1	Works	0	0	0
2	Vehicle	0	0	0
3	Equipment and furniture	0	0	0
4	Library	0	0	0
5	IT	0	0	0
6	Furniture	0	0	0
TOTAL (B)				
C. REVOLVING FUND				
GRAND TOTAL (A+B+C)				

7.5. Status of revolving fund (Rs. in lakh) for last three years

Year	Opening balance as on 1 st April	Income during the year	Expenditure during the year	Net balance in hand as on 1 st April of each year (Kind + cash)
2016-17	3.61234	8.79295	7.82396	35.04335
2017-18	35.04335	10.60617	7.09706	31.53423
2018-19	31.53423	18.18786	15.50316	34.21893
2019-20	34.21893	13.21398	13.41950	34.01341
2020-21	34.01341	8.05469	38.16641	3.90169

7.6. (i) Number of SHGs formed by KVKs

(ii) Association of KVKs with SHGs formed by other organizations indicating the area of SHG activities

(iii) Details of marketing channels created for the SHGs

7.7. Joint activity carried out with line departments and ATMA

Name of activity	Number of activity	Season	With line department	With ATMA	With both
Joint Visits	8	Kharif	JDA, DAO		

8. Other information

8.1. Prevalent diseases in Crops

Name of the disease	Crop	Date of outbreak	Area affected (in ha)	% Commodity loss	Preventive measures taken for area (in ha)
False Smut	Paddy	Oct	50000	50	Hexa conazole 1 ml per liter water

8.2. Prevalent diseases in Livestock/Fishery

Name of the disease	Species affected	Date of outbreak	Number of death/ Morbidity rate (%)	Number of animals vaccinated	Preventive measures taken in pond (in ha)

9.1. Nehru Yuva Kendra (NYK) Training

Title of the training programme	Period		No. of the participant		Amount of Fund Received (Rs)
	From	To	M	F	

9.2. PPV & FR Sensitization training Programme

Date of organizing the programme	Resource Person	No. of participants	Registration (crop wise)	
			Name of crop	No. of registration

9.3. *mKisan* Portal (National Farmers' Portal/ SMS Portal)

Type of message	No. of messages	No. of farmers covered
Crop		
Livestock		
Fishery		
Weather		
Marketing		
Awareness		
Training information		
Other		
Total		

9.4. *KVK* Portal and Mobile App

Sl. No.	Particulars	Description
1.	No. of visitors visited the portal	
2.	No. of farmers registered in the portal	
3.	Mobile Apps developed by <i>KVK</i>	
4.	Name of the App	
5.	Language of the App	
6.	Meant for crop/ livestock/ fishery/ others	
7.	No. of times downloaded	

9.5. a. Observation of Swachh Bharat Programme

Date/ Duration of Observation	Activities undertaken

b. Details of Swachhta activities with expenditure

Activities	Number	Expenditure (in Rs.)
1. Digitization of office records/ e-office		
2. Basic maintenance		
3. Sanitation and SBM		
4. Cleaning and beautification of surrounding areas	22	0
5. Vermicomposting/ Composting of biodegradable waste management & other activities on generate of wealth for waste	25	0
6. Used water for agriculture/ horticulture application		
7. Swachhta Awareness at local level	1003	0
8. Swachhta Workshops		
9. Swachhta Pledge	11	0
10. Display and Banner	3	0
11. Foster healthy competition		

12. Involvement of print and electronic media		
13. Involving the farmers, farm women and village youth in the adopted villages (no of adopted village)	5	0
14. No of Staff members involved in the activities	11	0
15. No of VIP/VVIPs involved in the activities		
16. Any other specific activity (in details)		
Total	1080	

9.6. Observation of National Science day

Date of Observation	Activities undertaken

9.7. Programme with Seema Suraksha Bal/ BSF

Title of Programme	Date	No. of participants

9.8. Agriculture Knowledge in rural school

Name and address of school	Date of visit to school	Areas covered	Teaching aids used

Give good quality 1-2 photograph(s)

9.9. Details of 'Pre-Rabi Campaign' Programme

Date of programme	No. of Union Ministers attended the programme	No. of Hon'ble MPs (Loksabha/Rajyasabha) participated	No. of State Govt. Ministers	Participants (No.)							Coverage by Door Dars han (Yes/ No)	Coverage by other channels (Number)
				MLAs Attended the programme	Chairman ZilaPan chayat	Distt. Collect or/ DM	Bank Officials	Farmers	Govt. Officials, PRI members etc.	Total		

9.10. Details of Swachhta Hi Sewa programme organized

Sl. No.	Activity	No. of villages Involved	No. of Participants	No. of VIPs	Name (s) of VIP(s)

9.11. Details of Mahila Kisan Divas programme organized

Sl. No.	Activity	No. of villages Involved	No. of Participants	No. of VIPs	Name (s) of VIP(s)

9.12. No. of Progressive/ Innovative/ Lead farmer identified (category wise)

Sl. No.	Name of Farmer	Address of the farmer with contact no.	Innovation/ Leading in enterprise

9.13. Revenue generation

Sl.No.	Name of Head	Income(Rs.)	Sponsoring agency
1.			
2.			
3.			

9.14. Resource Generation:

Sl.No.	Name of the programme	Purpose of the programme	Sources of fund	Amount (Rs. lakhs)	Infrastructure created

9.15. Performance of Automatic Weather Station in KVK

Date of establishment	Source of funding i.e. IMD/ICAR/Others (pl. specify)	Present status of functioning

9.16. Contingent crop planning

Name of the state	Name of district/KVK	Thematic area	Number of programmes organized	Number of Farmers contacted	A brief about contingent plan executed by the KVK

10. Report on Cereal Systems Initiative for South Asia (CSISA)

- a) Year:
b) Introduction / General Information:

	Title	Objective	Treatment details	Date of sowing	Replication	Result with photographs
Experiment 1						
Experiment 2						
Experiment 3						
...						
..						
Others (If any)						

11. Details of TSP

- a. Achievements of physical output under TSP during 2017-18

Programmes	Physical achievements
Asset creation (Number; Sprayer, ridge maker, pump set, weeder etc.)	
On-farm trials (Number)	
Frontline demonstrations (Number)	
Farmers training (in lakh)	
Extension personnel training (in lakh)	
Participants in extension activities (in lakh)	
Seed production (in tonnes)	
Planting material production (in lakh)	
Livestock strains and fingerlings production (in lakh)	
Soil, water, plant, manures samples testing (in lakh)	
Provision of mobile agro – advisory to farmers (in lakh)	
No. of other programmes (Swachha Bharat Abhiyaan, Agriculture knowledge in rural school, Planting material distribution, Vaccination camp etc.)	

- b. Fund received under TSP in 2017-18 (Rs. In lakh):

- c. Achievements of physical outcome under TSP during 2017-18

Sl. No.	Description	Unit	Achievements
1	Change in family income	%	
2	Change in family consumption level	%	
3	Change in availability of agricultural implements/ tools etc.	No. per household	

Capacity building

Thematic area	No of Courses	No of beneficiaries								
		SC		ST		Other			Total	
		M	F	M	F	M	F	M	F	T

Extension activities

Thematic area	No of activities	No of beneficiaries								
		SC		ST		Other			Total	
		M	F	M	F	M	F	M	F	T

Detailed report should be provided in the circulated Performa

13. Awards/Recognition received by the KVK

Sl. No.	Name of the Award	Year	Conferring Authority	Amount	Purpose

Award received by Farmers from the KVK district

Sl. No.	Name of the Award	Name of the Farmer	Year	Conferring Authority	Amount	Purpose
1.	Kisan Abhinav Puraskar	Shri Umesh Yadav	2020	DrRPCAU, Pusa	Rs. 5000.00	

14. Any significant achievement of the KVK with facts and figures as well as quality photograph

15. Number of commodity based organizations/ farmers' cooperative society/ FPO formed/ associated with during last one year (Details of the group/society may be indicated)

Sl. No.	Name of the organization/ Society	Trust Deed No.& date	Date of Trust Registration Address	Proposed Activity	Commodity Identified	No. of Members	Financial position (Rupees in lakh)	Success indicator
1.	Pragati Agro Producer Company Limited	Reg. No. U01400BR2016P TC026193	Karanpura, Kuchaikote	Input supply	Fertilizer, Seed	685	14.0	
2.	Gopalganj Trinetra Agroproducer Company Limited	Reg. No. U01400BR2018P TC038057	Manjhagarh Jantoli, Gopalganj	Mushroom, Planting materials	Mushroom, planting			

16. Integrated Farming System (IFS)

Details of KVK Demo. Unit

Sl. No.	Module details (Component-wise)	Area under IFS (ha)	Production (Commodity-wise)	Cost of production in Rs. (Component-wise)	Value realized in Rs. (Commodity-wise)	No. of farmer adopted practicing IFS	% Change in adoption during the year

17. Technologies for Doubling Farmers' Income

Sl. No.	Name of the Technology	Brief Details of Technology (3-5 bullet points)	Net Return to the farmer (Rs.) per ha per year due to adoption of the technology	No. of farmers adopted the technology in the district	One high resolution 'Photo' in 'jpg' format for each technology
1					
2					

18. Report on Digital Farming Initiatives in Agriculture/ Digital Ag. Extension Service

Phase	Database prepared/ covered for		KVK level Committee		Various activity conducted for farmers
	Total no. of villages	Total no. of farmers	Date of formation	Name of members	
I (up-to 15.03.2018)					
II (up-to 24.04.218)					
Total					

19. Information on Visit of Ministers to KVKs, if any

Date of Visit	Name of Hon'ble Minister	Name of Ministry	Salient points in his/ her observation (2-3 bulleted points)

Krishi Kalyan Abhiyan- III

No. of villages covered	No. of animal inseminated	No. of farmers benefitted									Any other, if any (pl. specify)
		SC		ST		Others		Total			
		M	F	M	F	M	F	M	F	T	

22. Any other programme organized by KVK, not covered above

Sl. No.	Name of the programme	Date of the programme	Venue	Purpose	No. of participants

23. Good quality action photographs of overall achievements of KVK during the year (best 10)













Additional Information

Number of FPO	Created by KVK	Number of farmer	Created by other agency(NBARD/SFAC supported by KVK)	Number of farmer
3	0	980	Yes	980

Resource generation	Amount (Rs.)	Funding Agency (e.g. NHM/ATMA/RKVY/Manrega etc.)	Type of work
RAWE	10000.00		Teaching

Externally funded project	Amount (Rs.)	Funding Agency	Type of work

Special Programmes (PM Address/ Ag. Scientist Meet/ Consumer day/ PoshanSaptah/ 150 Birthday of Mahatma Gandhi/ Farm Act/ World Food day/ MahilaKisanDiwas)	Venue	No. of MP/ MLA/ Public Representations	No. of Officials	No. of Farmers									
				SC		ST		OBC		Gen		Total	
				M	F	M	F	M	F	M	F	M	F
Gandhi Jaynti	KVK	0	11	0	34	0	0	0	0	3	8	3	42
Mahila Kisan Diwas	KVK	0	11	0	30	0	0	0	0	3	20	3	50
Consumer Day	KVK	0	11	7	0	0	0	0	0	14	4	21	4
Global Potato Conclave (Live Telecast)	KVK	0	11	10	5	0	0	0	0	46	14	56	19
Garib Kalyan Rojgar Abhiyan Live Telecast	KVK	0	11	2	0	0	0	0	0	23	0	25	0
Mahila Diwas	KVK	0	11	0	10	0	0	0	0	0	90	0	100
World Soil Day	KVK	0	11	3	0	0	0	0	0	44	3	47	3
Kisano ki Baat Mantri ke Sath	KVK	0	11	12	0	0	0	0	0	12	0	12	0
Launch of E-Gopal App and Dr. RPCAU new building (Live Telecast)	KVK	0	11	3	0	0	0	0	0	35	3	38	3
State workshop Lvel cum training for	KVK	CDPO (4 Nos.)	11	0	26	0	0	0	0	0	74	0	100

Anganwadi (Poshan Maah)													
Jal Jiwan Haryali Inauguration of CRA programme by Hon'ble CM	KVK	District Magistrate	11	25	5	0	0	0	0	59	15	84	20
Live telecast PM Samman Nidhi Yojana	KVK	0	11	13	3	0	0	0	0	79	15	92	18
